



OHIO AUDITOR OF STATE  
**KEITH FABER**





**ONTARIO LOCAL SCHOOL DISTRICT  
RICHLAND COUNTY  
JUNE 30, 2024**

**TABLE OF CONTENTS**

<b>TITLE</b>	<b>PAGE</b>
Independent Auditor’s Report .....	1
Prepared by Management:	
Management’s Discussion and Analysis.....	5
Basic Financial Statements:	
Government-Wide Financial Statements:	
Statement of Net Position .....	17
Statement of Activities.....	18
Fund Financial Statements:	
Balance Sheet – Governmental Funds.....	20
Reconciliation of Total Governmental Fund Balances to Net Position of Governmental Activities.....	21
Statement of Revenues, Expenditures and Changes in Fund Balances – Governmental Funds.....	22
Reconciliation of the Statement of Revenues, Expenditures and Changes in Fund Balances of Governmental Funds to the Statement of Activities.....	23
Statement of Net Position - Proprietary Funds .....	25
Statement of Revenues, Expenses, and Changes in Net Position - Proprietary Funds.....	26
Statement of Cash Flows - Proprietary Funds.....	27
Statement of Changes in Fiduciary Net Position – Fiduciary Fund .....	28
Notes to the Basic Financial Statements .....	29
Required Supplementary Information:	
Schedule of Revenues, Expenditures, and Changes in Fund Balance – Budget and Actual (Non-GAAP Budgetary Basis) – General Fund.....	76
Schedule of the District’s Proportionate Share of the Net Pension Liability and District Pension Contributions - School Employees Retirement System (SERS).....	77
Schedule of the District’s Proportionate Share of the Net Pension Liability and District Pension Contributions - School Employees Retirement System (STRS).....	78
Schedule of the District’s Proportionate Share of the Net OPEB Liability and District OPEB Contributions - School Employees Retirement System (SERS).....	79
Schedule of the District’s Proportionate Share of the Net OPEB Liability/(Asset) and District OPEB Contributions - School Employees Retirement System (STRS).....	80
Notes to the Required Supplementary Information .....	81

**ONTARIO LOCAL SCHOOL DISTRICT  
RICHLAND COUNTY  
JUNE 30, 2024**

**TABLE OF CONTENTS  
(Continued)**

<b>TITLE</b>	<b>PAGE</b>
Schedule of Expenditures of Federal Awards.....	87
Notes to the Schedule of Expenditures of Federal Awards .....	88
Independent Auditor's Report on Internal Control Over Financial Reporting and on Compliance and Other Matters Required by <i>Government Auditing Standards</i> .....	89
Independent Auditor's Report on Compliance with Requirements Applicable to Each Major Federal Program and on Internal Control Over Compliance Required by the Uniform Guidance.....	91
Schedule of Findings.....	95

# OHIO AUDITOR OF STATE KEITH FABER



65 East State Street  
Columbus, Ohio 43215  
ContactUs@ohioauditor.gov  
800-282-0370

## INDEPENDENT AUDITOR'S REPORT

Ontario Local School District  
Richland County  
457 Shelby-Ontario Road  
Ontario, Ohio 44906

To the Board of Education:

### Report on the Audit of the Financial Statements

#### ***Opinions***

We have audited the financial statements of the governmental activities, the business-type activities, the major fund, and the aggregate remaining fund information of the Ontario Local School District, Richland County, Ohio (the District), as of and for the year ended June 30, 2024, and the related notes to the financial statements, which collectively comprise the District's basic financial statements as listed in the table of contents.

In our opinion, the accompanying financial statements referred to above present fairly, in all material respects, the respective financial position of the governmental activities, the business-type activities, the major fund, and the aggregate remaining fund information of the Ontario Local School District, Richland County, Ohio as of June 30, 2024, and the respective changes in financial position and, where applicable, cash flows thereof for the year then ended in accordance with the accounting principles generally accepted in the United States of America.

#### ***Basis for Opinions***

We conducted our audit in accordance with auditing standards generally accepted in the United States of America (GAAS) and the standards applicable to financial audits contained in *Government Auditing Standards*, issued by the Comptroller General of the United States. Our responsibilities under those standards are further described in the *Auditor's Responsibilities for the Audit of the Financial Statements* section of our report. We are required to be independent of the District, and to meet our other ethical responsibilities, in accordance with the relevant ethical requirements relating to our audit. We believe that the audit evidence we have obtained is sufficient and appropriate to provide a basis for our audit opinions.

#### ***Responsibilities of Management for the Financial Statements***

Management is responsible for the preparation and fair presentation of the financial statements in accordance with accounting principles generally accepted in the United States of America, and for the design, implementation, and maintenance of internal control relevant to the preparation and fair presentation of financial statements that are free from material misstatement, whether due to fraud or error.

In preparing the financial statements, management is required to evaluate whether there are conditions or events, considered in the aggregate, that raise substantial doubt about the District's ability to continue as a going concern for twelve months beyond the financial statement date, including any currently known information that may raise substantial doubt shortly thereafter.

***Auditor's Responsibilities for the Audit of the Financial Statements***

Our objectives are to obtain reasonable assurance about whether the financial statements as a whole are free from material misstatement, whether due to fraud or error, and to issue an auditor's report that includes our opinions. Reasonable assurance is a high level of assurance but is not absolute assurance and therefore is not a guarantee that an audit conducted in accordance with GAAS and *Government Auditing Standards* will always detect a material misstatement when it exists. The risk of not detecting a material misstatement resulting from fraud is higher than for one resulting from error, as fraud may involve collusion, forgery, intentional omissions, misrepresentations, or the override of internal control. Misstatements are considered material if there is a substantial likelihood that, individually or in the aggregate, they would influence the judgment made by a reasonable user based on the financial statements.

In performing an audit in accordance with GAAS and *Government Auditing Standards*, we

- exercise professional judgment and maintain professional skepticism throughout the audit.
- identify and assess the risks of material misstatement of the financial statements, whether due to fraud or error, and design and perform audit procedures responsive to those risks. Such procedures include examining, on a test basis, evidence regarding the amounts and disclosures in the financial statements.
- obtain an understanding of internal control relevant to the audit in order to design audit procedures that are appropriate in the circumstances, but not for the purpose of expressing an opinion on the effectiveness of the District's internal control. Accordingly, no such opinion is expressed.
- evaluate the appropriateness of accounting policies used and the reasonableness of significant accounting estimates made by management, as well as evaluate the overall presentation of the financial statements.
- conclude whether, in our judgment, there are conditions or events, considered in the aggregate, that raise substantial doubt about the District's ability to continue as a going concern for a reasonable period of time.

We are required to communicate with those charged with governance regarding, among other matters, the planned scope and timing of the audit, significant audit findings, and certain internal control-related matters that we identified during the audit.

**Required Supplementary Information**

Accounting principles generally accepted in the United States of America require that the management's discussion and analysis, required budgetary comparison schedule, and schedules of net pension and other post-employment benefit liabilities and pension and other post-employment benefit contributions be presented to supplement the basic financial statements. Such information is the responsibility of management and, although not a part of the basic financial statements, is required by the Governmental Accounting Standards Board who considers it to be an essential part of financial reporting for placing the basic financial statements in an appropriate operational, economic, or historical context. We have applied certain limited procedures to the required supplementary information in accordance with auditing standards generally accepted in the United States of America, which consisted of inquiries of management about the methods of preparing the information and comparing the information for consistency with management's responses to our inquiries, the basic financial statements, and other knowledge we obtained during our audit of the basic financial statements. We do not express an opinion or provide any assurance on the information because the limited procedures do not provide us with sufficient evidence to express an opinion or provide any assurance.

**Supplementary information**

Our audit was conducted for the purpose of forming opinions on the financial statements that collectively comprise the District's basic financial statements. The Schedule of Expenditures of Federal Awards as required by Title 2 U.S. Code of Federal Regulations (CFR) Part 200, Uniform Administrative Requirements, Cost Principles, and Audit Requirements for Federal Awards is presented for purposes of additional analysis and is not a required part of the basic financial statements.

Such information is the responsibility of management and was derived from and relates directly to the underlying accounting and other records used to prepare the basic financial statements. The information has been subjected to the auditing procedures applied in the audit of the basic financial statements and certain additional procedures, including comparing and reconciling such information directly to the underlying accounting and other records used to prepare the basic financial statements or to the basic financial statements themselves, and other additional procedures in accordance with auditing standards generally accepted in the United States of America. In our opinion, the Schedule of Expenditures of Federal Awards is fairly stated, in all material respects, in relation to the basic financial statements as a whole.

**Other Reporting Required by Government Auditing Standards**

In accordance with *Government Auditing Standards*, we have also issued our report dated February 20, 2025, on our consideration of the District's internal control over financial reporting and our tests of its compliance with certain provisions of laws, regulations, contracts and grant agreements and other matters. The purpose of that report is solely to describe the scope of our testing of internal control over financial reporting and compliance and the results of that testing, and not to provide an opinion on the effectiveness of the District's internal control over financial reporting or on compliance. That report is an integral part of an audit performed in accordance with *Government Auditing Standards* in considering the District's internal control over financial reporting and compliance.



Keith Faber  
Auditor of State  
Columbus, Ohio

February 20, 2025

**THIS PAGE INTENTIONALLY LEFT BLANK**



**ONTARIO LOCAL SCHOOL DISTRICT  
RICHLAND COUNTY, OHIO**

MANAGEMENT'S DISCUSSION AND ANALYSIS  
FOR THE FISCAL YEAR ENDED JUNE 30, 2024  
(UNAUDITED)

The management's discussion and analysis of Ontario Local School District's (the "District") financial performance provides an overall review of the District's financial activities for the fiscal year ended June 30, 2024. The intent of this discussion and analysis is to look at the District's financial performance as a whole; readers should also review the basic financial statements and notes to the basic financial statements to enhance their understanding of the District's financial performance.

**Financial Highlights**

Key financial highlights for 2024 are as follows:

- In total, net position increased \$1,726,993. Net position of governmental activities increased \$1,713,498 from a balance of \$6,509,865 to a balance of \$8,223,363. Net position of business-type activities increased \$13,495 from a 2023 deficit balance of \$19,424 to a deficit balance of \$5,929.
- General revenues accounted for \$20,743,067 in revenue or 82.63% of all governmental activities revenues. Program specific revenues in the form of charges for services and sales, and grants and contributions accounted for \$4,360,711 or 17.37% of total governmental activities revenues of \$25,103,778.
- The District had \$23,390,280 in expenses related to governmental activities; only \$4,360,711 of these expenses was offset by program specific charges for services and sales, grants or contributions. General revenues supporting governmental activities (primarily property taxes and unrestricted grants and entitlements) of \$20,743,067 were used to provide for these programs.
- The District's major governmental fund is the general fund. The general fund had \$22,105,534 in revenues and \$21,171,291 in expenditures. The fund balance of the general fund increased \$934,243 from a balance of \$8,307,539 to \$9,246,882.

**Using this Financial Report**

This annual report consists of a series of financial statements and notes to those statements. These statements are organized so the reader can understand the District as a financial whole, an entire operating entity. The statements then proceed to provide an increasingly detailed look at specific financial activities.

The *statement of net position* and *statement of activities* provide information about the activities of the whole District, presenting both an aggregate view of the District's finances and a longer-term view of those finances. Fund financial statements provide the next level of detail. For governmental funds, these statements tell how services were financed in the short-term as well as what remains for future spending. The fund financial statements also look at the District's most significant funds with all other nonmajor funds presented in total in one column. The District's major governmental fund is the general fund.

**ONTARIO LOCAL SCHOOL DISTRICT  
RICHLAND COUNTY, OHIO**

MANAGEMENT'S DISCUSSION AND ANALYSIS  
FOR THE FISCAL YEAR ENDED JUNE 30, 2024  
(UNAUDITED)

**Reporting the District as a Whole**

***Statement of Net Position and the Statement of Activities***

While this document contains the large number of funds used by the District to provide programs and activities, the view of the District as a whole looks at all financial transactions and asks the question, "How did we do financially during 2024?" The statement of net position and the statement of activities answer this question. These statements include *all assets, deferred outflows of resources, liabilities, deferred inflows of resources, revenues and expenses* except for fiduciary funds using the *accrual basis of accounting* similar to the accounting used by most private-sector companies. This basis of accounting will take into account all of the current year's revenues and expenses regardless of when cash is received or paid.

These two statements report the District's *net position* and changes in that position. This change in net position is important because it tells the reader that, for the District as a whole, the *financial position* of the District has improved or diminished. The causes of this change may be the result of many factors, some financial, some not. Non-financial factors include the District's property tax base, current property tax laws in Ohio restricting revenue growth, facility conditions, required educational programs and other factors.

In the statement of net position and the statement of activities, the District is divided into two distinct kinds of activities:

**Governmental Activities** - Most of the District's programs and services are reported here including instruction, support services, operations and maintenance, pupil transportation, extracurricular activities and food service operations.

**Business-Type Activities** - These services are provided on a charge for goods or services basis to recover all or a significant portion of the expenses of the goods or services provided. The District's latchkey program is reported as business-type activities.

**Reporting the District's Most Significant Funds**

***Fund Financial Statements***

Fund financial reports provide detailed information about the District's major fund. The District uses many funds to account for a multitude of financial transactions. However, these fund financial statements focus on the District's most significant funds.

***Governmental Funds***

Most of the District's activities are reported in governmental funds, which focus on how money flows into and out of those funds and the balances left at year-end available for spending in future periods. These funds are reported using an accounting method called *modified accrual* accounting, which measures cash and all other *financial assets* that can readily be converted to cash. The governmental fund statements provide a detailed *short-term* view of the District's general government operations and the basic services it provides. Governmental fund information helps you determine whether there are more or fewer financial resources that can be spent in the near future to finance educational programs. The relationship (or differences) between governmental *activities* (reported in the statement of net position and the statement of activities) and governmental *funds* is reconciled in the financial statements.

**ONTARIO LOCAL SCHOOL DISTRICT  
RICHLAND COUNTY, OHIO**

MANAGEMENT'S DISCUSSION AND ANALYSIS  
FOR THE FISCAL YEAR ENDED JUNE 30, 2024  
(UNAUDITED)

***Proprietary Funds***

There are two types of proprietary funds: enterprise funds and internal service funds. The enterprise funds use the same basis of accounting as business-type activities; therefore, these statements will essentially match information provided in the statements for the District as a whole. Internal service funds are an accounting device used to accumulate and allocate costs internally among the District's various functions. The District's internal service fund accounts for employee benefits self-insurance. The District's enterprise fund is the latchkey fund which accounts for childcare services for 2 hours before and after school.

**Reporting the District's Fiduciary Responsibilities**

The District also acts in a trustee capacity as an agent for individuals, private organizations, other governmental units and/or other funds. This activity is reported in a custodial fund. The District's fiduciary activities are reported in separate statements of fiduciary net position and changes in fiduciary net position. These activities are excluded from the District's other financial statements because the assets cannot be utilized by the District to finance its operations.

***Notes to the Basic Financial Statements***

The notes provide additional information that is essential to a full understanding of the data provided in the government-wide and fund financial statements.

***Required Supplemental Information***

In addition to the basic financial statements and accompanying notes, this report also presents certain required supplementary information concerning budgetary information for the general fund, the District's net position liability and net OPEB liability/asset, and District contributions to the pension and OPEB plans.

THIS SPACE INTENTIONALLY LEFT BLANK

**ONTARIO LOCAL SCHOOL DISTRICT  
RICHLAND COUNTY, OHIO**

MANAGEMENT'S DISCUSSION AND ANALYSIS  
FOR THE FISCAL YEAR ENDED JUNE 30, 2024  
(UNAUDITED)

**The District as a Whole**

The statement of net position provides the perspective of the District as a whole.

The table below provides a summary of the District's net position for 2024 and 2023.

	<b>Net Position</b>					
	Governmental Activities		Business-Type Activities		Total	
	<u>2024</u>	<u>2023</u>	<u>2024</u>	<u>2023</u>	<u>2024</u>	<u>2023</u>
<b><u>Assets</u></b>						
Current assets	\$ 25,412,562	\$ 24,262,962	\$ 24,345	\$ 23,874	\$ 25,436,907	\$ 24,286,836
Net OPEB asset	1,292,527	1,732,024	-	-	1,292,527	1,732,024
Capital assets, net	19,041,338	17,587,037	-	657	19,041,338	17,587,694
Total assets	<u>45,746,427</u>	<u>43,582,023</u>	<u>24,345</u>	<u>24,531</u>	<u>45,770,772</u>	<u>43,606,554</u>
<b><u>Deferred outflows of resources</u></b>						
Unamortized deferred charges on debt refunding	-	7,449	-	-	-	7,449
Pension	3,779,720	4,493,026	3,139	3,298	3,782,859	4,496,324
OPEB	859,447	490,333	2,997	1,814	862,444	492,147
Total deferred outflows of resources	<u>4,639,167</u>	<u>4,990,808</u>	<u>6,136</u>	<u>5,112</u>	<u>4,645,303</u>	<u>4,995,920</u>
<b><u>Liabilities</u></b>						
Current liabilities	2,870,652	2,453,649	385	1,411	2,871,037	2,455,060
Long-term liabilities:						
Due within one year	698,265	1,363,350	-	-	698,265	1,363,350
Due in more than one year:						
Net pension liability	18,565,938	18,900,959	19,025	18,361	18,584,963	18,919,320
Net OPEB liability	1,291,594	1,060,618	5,776	4,831	1,297,370	1,065,449
Other amounts	4,642,927	3,584,408	-	-	4,642,927	3,584,408
Total liabilities	<u>28,069,376</u>	<u>27,362,984</u>	<u>25,186</u>	<u>24,603</u>	<u>28,094,562</u>	<u>27,387,587</u>
<b><u>Deferred inflows of resources</u></b>						
Property taxes levied for the next fiscal year	10,062,645	9,427,254	-	-	10,062,645	9,427,254
PILOTS levied for the next fiscal year	310,000	310,000	-	-	310,000	310,000
Pension	1,581,549	2,260,859	753	1,749	1,582,302	2,262,608
OPEB	2,138,661	2,701,869	10,471	22,715	2,149,132	2,724,584
Total deferred inflows of resources	<u>14,092,855</u>	<u>14,699,982</u>	<u>11,224</u>	<u>24,464</u>	<u>14,104,079</u>	<u>14,724,446</u>
<b><u>Net Position</u></b>						
Net investment in capital assets	15,115,133	13,997,137	-	657	15,115,133	13,997,794
Restricted	2,206,603	1,808,194	-	-	2,206,603	1,808,194
Unrestricted (deficit)	<u>(9,098,373)</u>	<u>(9,295,466)</u>	<u>(5,929)</u>	<u>(20,081)</u>	<u>(9,104,302)</u>	<u>(9,315,547)</u>
Total net position (deficit)	<u>\$ 8,223,363</u>	<u>\$ 6,509,865</u>	<u>\$ (5,929)</u>	<u>\$ (19,424)</u>	<u>\$ 8,217,434</u>	<u>\$ 6,490,441</u>

**ONTARIO LOCAL SCHOOL DISTRICT  
RICHLAND COUNTY, OHIO**

MANAGEMENT'S DISCUSSION AND ANALYSIS  
FOR THE FISCAL YEAR ENDED JUNE 30, 2024  
(UNAUDITED)

The net pension liability is reported pursuant to Governmental Accounting Standards Board (GASB) Statement 68, "Accounting and Financial Reporting for Pensions—an Amendment of GASB Statement 27." The net other postemployment benefits (OPEB) liability/asset is reported pursuant to GASB Statement 75, "Accounting and Financial Reporting for Postemployment Benefits Other Than Pensions." For reasons discussed below, many end users of this financial statement will gain a clearer understanding of the District's actual financial condition by adding deferred inflows related to pension and OPEB, the net pension liability, and the net OPEB liability to the reported net position and subtracting deferred outflows related to pension and OPEB and the net OPEB asset.

GASB standards are national and apply to all government financial reports prepared in accordance with generally accepted accounting principles. Prior accounting for pensions (GASB 27) and postemployment benefits (GASB 45) focused on a funding approach. This approach limited pension and OPEB costs to contributions annually required by law, which may or may not be sufficient to fully fund each plan's net pension liability or net OPEB liability. GASB 68 and GASB 75 take an earnings approach to pension and OPEB accounting; however, the nature of Ohio's statewide pension/OPEB plans and state law governing those systems requires additional explanation in order to properly understand the information presented in these statements.

GASB 68 and GASB 75 require the net pension liability and the net OPEB liability to equal the School District's proportionate share of each plan's collective:

1. Present value of estimated future pension/OPEB benefits attributable to active and inactive employees' past service.
2. Minus plan assets available to pay these benefits.

GASB notes that pension and OPEB obligations, whether funded or unfunded, are part of the "employment exchange" – that is, the employee is trading his or her labor in exchange for wages, benefits, and the promise of a future pension and other postemployment benefits. GASB noted that the unfunded portion of this promise is a present obligation of the government, part of a bargained-for benefit to the employee, and should accordingly be reported by the government as a liability since they received the benefit of the exchange. However, the District is not responsible for certain key factors affecting the balance of these liabilities. In Ohio, the employee shares the obligation of funding pension benefits with the employer. Both employer and employee contribution rates are capped by State statute. A change in these caps requires action of both Houses of the General Assembly and approval of the Governor. Benefit provisions are also determined by State statute. The Ohio revised Code permits, but does not require the retirement systems to provide healthcare to eligible benefit recipients. The retirement systems may allocate a portion of the employer contributions to provide for these OPEB benefits.

The employee enters the employment exchange with the knowledge that the employer's promise is limited not by contract but by law. The employer enters the exchange also knowing that there is a specific, legal limit to its contribution to the retirement system. In Ohio, there is no legal means to enforce the unfunded liability of the pension/OPEB plan as against the public employer. State law operates to mitigate/lessen the moral obligation of the public employer to the employee, because all parties enter the employment exchange with notice as to the law. The retirement system is responsible for the administration of the pension and OPEB plans.

Most long-term liabilities have set repayment schedules or, in the case of compensated absences (i.e. sick and vacation leave), are satisfied through paid time-off or termination payments. There is no repayment schedule for the net pension liability or the net OPEB liability. As explained above, changes in benefits, contribution rates, and return on investments affect the balance of these liabilities but are outside the control of the local government. In the event that contributions, investment returns, and other changes are insufficient to keep up with required payments, State statute does not assign/identify the responsible party for the unfunded portion. Due to the unique nature of how the net pension liability and the net OPEB liability are satisfied, these liabilities are separately identified within the long-term liability section of the statement of net position.

In accordance with GASB 68 and GASB 75, the District's statements prepared on an accrual basis of accounting include an annual pension expense and an annual OPEB expense for their proportionate share of each plan's change in net pension liability and net OPEB liability, respectively, not accounted for as deferred inflows/outflows.

**ONTARIO LOCAL SCHOOL DISTRICT  
RICHLAND COUNTY, OHIO**

MANAGEMENT'S DISCUSSION AND ANALYSIS  
FOR THE FISCAL YEAR ENDED JUNE 30, 2024  
(UNAUDITED)

Over time, net position can serve as a useful indicator of a government's financial position. At June 30, 2024, the District's assets plus deferred outflows of resources exceeded liabilities plus deferred inflows of resources by \$8,217,434. At year end, unrestricted net position was a deficit of \$9,104,302.

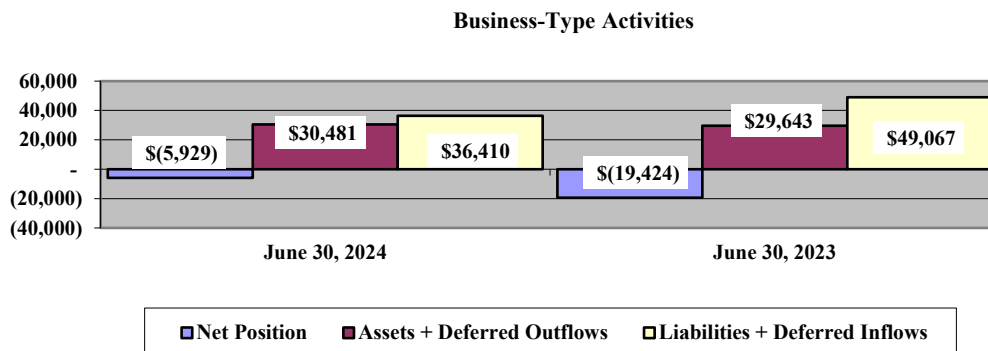
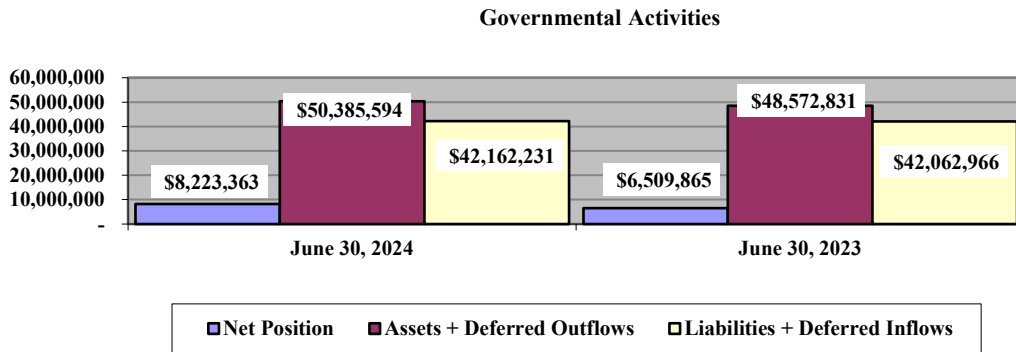
Total assets include a net OPEB asset reported by STRS. See Note 14 for more detail.

At year-end, capital assets represented 41.62% of total assets. Capital assets include land, land improvements, buildings and improvements, furniture and equipment, vehicles, and intangible right to use equipment and software. Net investment in capital assets at June 30, 2024 was \$15,115,133 for governmental activities. There was no net investment in capital assets for business type activities. These capital assets are used to provide services to the students and are not available for future spending. Although the District's investment in capital assets is reported net of related debt, it should be noted that the resources to repay the debt must be provided from other sources, since capital assets may not be used to liquidate these liabilities.

Long-term liabilities increased primarily due to notes payable – financed purchase and lease transactions. Net pension and net OPEB liabilities are outside of the control of the District. The District contributes its statutorily required contributions to the pension systems; however, it's the pension systems that collect, hold and distribute pensions and OPEB to District employees, not the District. Changes at the pension system level for the State Teachers Retirement System (STRS) and the School Employees Retirement System (SERS) impacted both net pension liability and deferred inflows.

A portion of the District's net position, \$2,206,603 represents resources that are subject to external restriction on how they may be used.

The graph below shows the District's assets, deferred outflows of resources, liabilities, deferred inflows of resources and net position at June 30, 2024 and June 30, 2023.



**ONTARIO LOCAL SCHOOL DISTRICT  
RICHLAND COUNTY, OHIO**

MANAGEMENT'S DISCUSSION AND ANALYSIS  
FOR THE FISCAL YEAR ENDED JUNE 30, 2024  
(UNAUDITED)

The table below shows the change in net position for fiscal years 2024 and 2023.

	<b>Change in Net Position</b>					
	Governmental Activities		Business-Type Activities		Totals	
	<u>2024</u>	<u>2023</u>	<u>2024</u>	<u>2023</u>	<u>2024</u>	<u>2023</u>
<b>Revenues</b>						
Program revenues:						
Charges for services and sales	\$ 1,736,013	\$ 1,649,286	\$ 20,820	\$ 18,840	\$ 1,756,833	\$ 1,668,126
Operating grants and contributions	2,557,426	2,776,265	-	-	2,557,426	2,776,265
Capital grants and contributions	67,272	490,599	-	-	67,272	490,599
General revenues:						
Property taxes	12,115,287	11,522,983	-	-	12,115,287	11,522,983
Payments in lieu of taxes	267,091	263,112	-	-	267,091	263,112
Grants and entitlements not restricted	7,735,739	6,888,652	-	-	7,735,739	6,888,652
Investment earnings	595,759	118,741	-	-	595,759	118,741
Miscellaneous	29,191	118,932	-	-	29,191	118,932
Total revenues	<u>25,103,778</u>	<u>23,828,570</u>	<u>20,820</u>	<u>18,840</u>	<u>25,124,598</u>	<u>23,847,410</u>
<b>Expenses</b>						
Program expenses:						
Instruction:						
Regular	9,331,045	8,801,736	-	-	9,331,045	8,801,736
Special	2,545,402	2,510,318	-	-	2,545,402	2,510,318
Vocational	492,916	473,389	-	-	492,916	473,389
Other	47,386	62,979	-	-	47,386	62,979
Support services:						
Pupil	1,586,392	1,402,653	-	-	1,586,392	1,402,653
Instructional staff	923,131	777,819	-	-	923,131	777,819
Board of education	81,113	65,475	-	-	81,113	65,475
Administration	2,234,483	1,978,591	-	-	2,234,483	1,978,591
Fiscal	737,372	680,326	-	-	737,372	680,326
Operations and maintenance	1,886,693	1,995,979	-	-	1,886,693	1,995,979
Pupil transportation	892,566	1,042,480	-	-	892,566	1,042,480
Central	141,019	113,697	-	-	141,019	113,697
Operation of non-instructional services:						
Food service operations	1,171,630	1,203,237	-	-	1,171,630	1,203,237
Other non-instructional services	26,101	25,382	-	-	26,101	25,382
Extracurricular activities	1,160,711	1,071,807	-	-	1,160,711	1,071,807
Interest and fiscal charges	132,320	64,411	-	-	132,320	64,411
Latchkey	-	-	7,325	7,581	7,325	7,581
Total expenses	<u>23,390,280</u>	<u>22,270,279</u>	<u>7,325</u>	<u>7,581</u>	<u>23,397,605</u>	<u>22,277,860</u>
Changes in net position	<u>1,713,498</u>	<u>1,558,291</u>	<u>13,495</u>	<u>11,259</u>	<u>1,726,993</u>	<u>1,569,550</u>
Net position at beginning of year	<u>6,509,865</u>	<u>4,951,574</u>	<u>(19,424)</u>	<u>(30,683)</u>	<u>6,490,441</u>	<u>4,920,891</u>
Net position at end of year	<u>8,223,363</u>	<u>6,509,865</u>	<u>(5,929)</u>	<u>(19,424)</u>	<u>8,217,434</u>	<u>6,490,441</u>

**ONTARIO LOCAL SCHOOL DISTRICT  
RICHLAND COUNTY, OHIO**

**MANAGEMENT'S DISCUSSION AND ANALYSIS  
FOR THE FISCAL YEAR ENDED JUNE 30, 2024  
(UNAUDITED)**

**Governmental Activities**

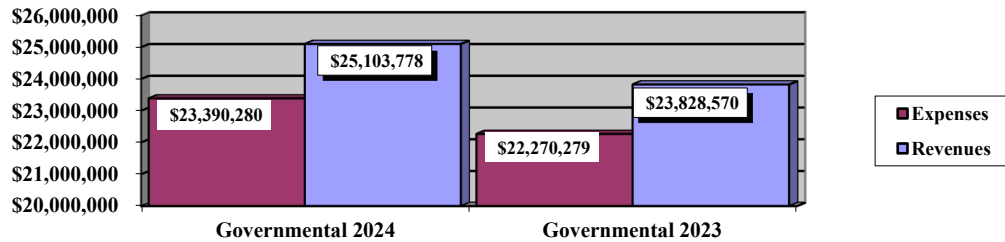
Net position of the District's governmental activities increased \$1,713,498 from a balance of \$6,509,865 to \$8,223,363. Total governmental expenses of \$23,390,280 were offset by program revenues of \$4,360,711, and general revenues of \$20,743,067. Program revenues supported 18.64% of the total governmental expenses.

The primary sources of revenue for governmental activities are derived from property taxes and unrestricted grants and entitlements. These two revenue sources represent 80.14% of total governmental revenue.

The largest expense of the District is for instructional programs. Instruction expenses totaled \$12,416,749 or 53.09% of total governmental expenses for fiscal year 2024.

The graph below presents the District's governmental activities revenue and expenses for fiscal years 2024 and 2023.

**Governmental Activities - Revenues and Expenses**



The statement of activities shows the cost of program services and the charges for services and grants and contributions offsetting those services. The following table shows, for governmental activities, the total cost of services and the net cost of services for 2024 and 2023. That is, it identifies the cost of these services supported by tax revenue and unrestricted State grants and entitlements.

THIS SPACE INTENTIONALLY LEFT BLANK



**ONTARIO LOCAL SCHOOL DISTRICT  
RICHLAND COUNTY, OHIO**

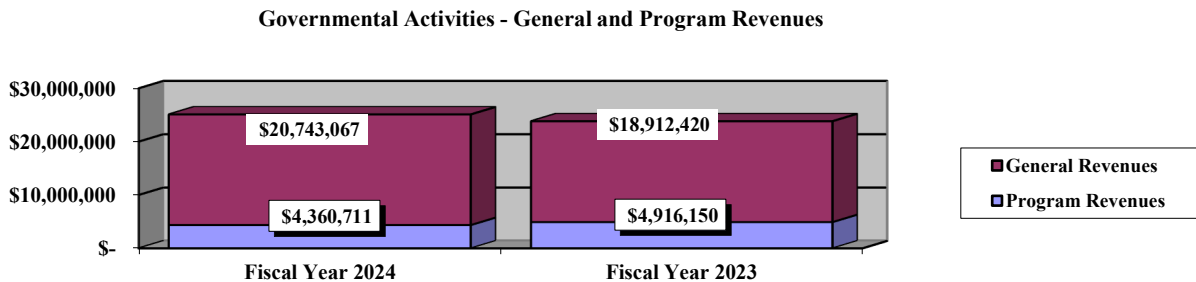
MANAGEMENT'S DISCUSSION AND ANALYSIS  
FOR THE FISCAL YEAR ENDED JUNE 30, 2024  
(UNAUDITED)

**Governmental Activities**

	Total Cost of Services <u>2024</u>	Net Cost of Services <u>2024</u>	Total Cost of Services <u>2023</u>	Net Cost of Services <u>2023</u>
Program expenses:				
Instruction:				
Regular	\$ 9,331,045	\$ 8,780,385	\$ 8,801,736	\$ 7,758,280
Special	2,545,402	880,010	2,510,318	1,123,988
Vocational	492,916	392,124	473,389	428,276
Other	47,386	47,386	62,979	62,979
Support services:				
Pupil	1,586,392	1,278,262	1,402,653	1,117,140
Instructional staff	923,131	912,316	777,819	760,875
Board of education	81,113	81,113	65,475	65,475
Administration	2,234,483	2,234,483	1,978,591	1,978,591
Fiscal	737,372	737,372	680,326	680,326
Operations and maintenance	1,886,693	1,851,349	1,995,979	1,684,374
Pupil transportation	892,566	851,421	1,042,480	806,945
Central	141,019	141,019	113,697	113,697
Operation of non-instructional services:				
Food service operations	1,171,630	142,457	1,203,237	127,914
Other non-instructional services	26,101	16,732	25,382	15,967
Extracurricular activities	1,160,711	550,820	1,071,807	564,891
Interest and fiscal charges	<u>132,320</u>	<u>132,320</u>	<u>64,411</u>	<u>64,411</u>
Total expenses	<u>\$ 23,390,280</u>	<u>\$ 19,029,569</u>	<u>\$ 22,270,279</u>	<u>\$ 17,354,129</u>

The dependence upon tax revenues during fiscal year 2024 for governmental activities is apparent, as 81.34% of 2024 instruction activities are supported through taxes and other general revenues. The District's taxpayers and unrestricted grants and entitlements from the State are the primary support for the District's students.

The graph below presents the District's governmental activities revenue for fiscal years 2024 and 2023.



**Business-Type Activities**

Business-type activities include latchkey operations. This program had revenues of \$20,820 and expenses of \$7,325 for fiscal year 2024. The District's business-type activities do not receive support from tax revenues.

**ONTARIO LOCAL SCHOOL DISTRICT  
RICHLAND COUNTY, OHIO**

MANAGEMENT'S DISCUSSION AND ANALYSIS  
FOR THE FISCAL YEAR ENDED JUNE 30, 2024  
(UNAUDITED)

**The District's Funds**

The District's governmental funds reported a combined fund balance of \$10,181,608, which is \$108,986 more than last year's total fund balance of \$10,072,622. The schedule below indicates the fund balance and the total change in fund balance as of June 30, 2024 and 2023.

	Fund Balance <u>June 30, 2024</u>	Fund Balance <u>June 30, 2023</u>	Increase (Decrease)
General	\$ 9,246,882	\$ 8,307,539	\$ 939,343
Other governmental	<u>934,726</u>	<u>1,765,083</u>	<u>(830,357)</u>
Total	<u>\$ 10,181,608</u>	<u>\$ 10,072,622</u>	<u>\$ 108,986</u>

**General Fund**

The District's general fund balance increased \$939,343 during fiscal year 2024. The table that follows assists in illustrating the revenues of the general fund.

	2024 <u>Amount</u>	2023 <u>Amount</u>	Percentage <u>Change</u>
<b><u>Revenues</u></b>			
Taxes	\$ 11,849,475	\$ 11,171,797	6.07 %
Intergovernmental	8,601,680	7,467,387	15.19 %
Other revenues	<u>1,654,379</u>	<u>1,046,207</u>	<u>58.13 %</u>
Total	<u>\$ 22,105,534</u>	<u>\$ 19,685,391</u>	<u>12.29 %</u>

The increase in tax revenue is primarily due to the timing of taxes available for advance. The table that follows assists in illustrating the expenditures of the general fund.

	2024 <u>Amount</u>	2023 <u>Amount</u>	Percentage <u>Change</u>
<b><u>Expenditures</u></b>			
Instruction	\$ 11,243,526	\$ 9,937,577	13.14 %
Support services	8,230,437	7,624,444	7.95 %
Operation of non-instructional services	10,662	10,342	3.09 %
Extracurricular activities	488,956	483,500	1.13 %
Facilities acquisition and construction	917,494	173,736	428.10 %
Capital outlay	-	571,054	(100.00) %
Debt service	<u>280,216</u>	<u>389,935</u>	<u>(28.14) %</u>
Total	<u>\$ 21,171,291</u>	<u>\$ 19,190,588</u>	<u>10.32 %</u>

The facilities acquisition and construction expenditures increased due to capital asset additions.

**ONTARIO LOCAL SCHOOL DISTRICT  
RICHLAND COUNTY, OHIO**

MANAGEMENT'S DISCUSSION AND ANALYSIS  
FOR THE FISCAL YEAR ENDED JUNE 30, 2024  
(UNAUDITED)

***General Fund Budgeting Highlights***

The District's budget is prepared according to Ohio law and is based on accounting for certain transactions on a basis of cash receipts, disbursements, and encumbrances. The most significant budgeted fund is the general fund.

During the course of fiscal year 2024, the District amended its general fund budget. The District uses site-based budgeting and the budgeting systems are designed to tightly control total site budgets but provide flexibility for site management.

For the general fund, final budgeted revenues and other financing sources of \$21,727,053 were \$575,990 above actual revenues and other financing sources of \$22,303,043. The original budgeted revenues and other financing sources of \$21,895,375 were \$168,322 more than final budgeted revenues and other financing sources of \$21,727,053.

General fund final appropriations were \$21,157,540. The actual budget basis expenditures for fiscal year 2024 totaled \$20,828,769, which was \$328,771 less than the final budget appropriations. The final appropriations were \$288,266 more than the original appropriations of \$20,869,274.

**Capital Assets and Debt Administration**

***Capital Assets***

At the end of fiscal year 2024, the District had \$19,041,338 invested in land, land/improvements, buildings/improvements, furniture/equipment, vehicles and intangible right to use assets. The full amount was reported in the governmental activities. The following table shows fiscal year 2024 balances compared to 2023:

**Capital Assets at June 30  
(Net of Depreciation)**

	<u>Governmental Activities</u>		<u>Business-type Activities</u>		<u>Total</u>	
	<u>2024</u>	<u>2023</u>	<u>2024</u>	<u>2023</u>	<u>2024</u>	<u>2023</u>
Land	\$ 75,839	\$ 75,839	\$ -	\$ -	\$ 75,839	\$ 75,839
Construction in progress	1,686,251	-	-	-	1,686,251	-
Land/improvements	1,682,604	1,560,125	-	657	1,682,604	1,560,782
Building/improvements	12,883,800	13,335,231	-	-	12,883,800	13,335,231
Furniture/equipment	1,387,725	1,017,240	-	-	1,387,725	1,017,240
Vehicles	659,188	719,679	-	-	659,188	719,679
Intangible right to use assets	665,931	878,923	-	-	665,931	878,923
<b>Total</b>	<b><u>\$ 19,041,338</u></b>	<b><u>\$ 17,587,037</u></b>	<b><u>\$ -</u></b>	<b><u>\$ 657</u></b>	<b><u>\$ 19,041,338</u></b>	<b><u>\$ 17,587,694</u></b>

See Note 9 to the basic financial statements for detail on the District's capital assets.

**ONTARIO LOCAL SCHOOL DISTRICT  
RICHLAND COUNTY, OHIO**

MANAGEMENT'S DISCUSSION AND ANALYSIS  
FOR THE FISCAL YEAR ENDED JUNE 30, 2024  
(UNAUDITED)

***Debt Administration***

At June 30, 2024, the District had \$3,852,412 in leases, notes payable and energy conservation notes outstanding. Of this total debt outstanding, \$597,483 is due within one year and \$3,254,929 is due in more than one year. The following table summarizes the bonds, leases, and notes outstanding:

	Governmental	Governmental
	Activities	Activities
	<u>2024</u>	<u>2023</u>
General obligation bonds	\$ -	\$ 635,000
Energy conservation note payable	1,384,000	1,526,000
Lease payable	412,450	571,054
Tax anticipation note	43,178	85,400
Energy conservation notes	502,784	637,953
Notes Payable	<u>1,510,000</u>	<u>119,432</u>
Total	<u>\$ 3,852,412</u>	<u>\$ 3,574,839</u>

See Note 10 to the basic financial statements for detail on the District's debt administration.

**Current Financial Related Activities**

The Fair School Funding Plan is being continued in the State's 2023-2025 biennium budget. It will be phased-in at 66.67% in fiscal year 2025. The District anticipates receiving approximately \$257,000 increase in 2024-2025. This increase along with the property tax increases from the sexennial real estate reappraisal will continue to keep the school in a strong cash reserve balance over the next five years.

**Contacting the District's Financial Management**

This financial report is designed to provide our citizens, taxpayers, investors and creditors with a general overview of the District's finances and to show the District's accountability for the money it receives. If you have questions about this report or need additional financial information contact Mr. Randall K. Harvey, Treasurer, Ontario Local School District, 457 Shelby-Ontario Road, Ontario, Ohio 44906-1029.

**ONTARIO LOCAL SCHOOL DISTRICT  
RICHLAND, OHIO**

STATEMENT OF NET POSITION  
JUNE 30, 2024

	<b>Governmental Activities</b>	<b>Business-type Activities</b>	<b>Total</b>
<b>Assets:</b>			
Equity in pooled cash and cash equivalents	\$ 12,377,500	\$ 24,317	\$ 12,401,817
Receivables:			
Property taxes	12,071,746	-	12,071,746
Payment in lieu of taxes	310,000	-	310,000
Accounts	1,153	-	1,153
Accrued interest	22,007	-	22,007
Intergovernmental	473,903	-	473,903
Prepayments	28,948	28	28,976
Materials and supplies inventory	117,673	-	117,673
Inventory held for resale	9,632	-	9,632
Net OPEB asset	1,292,527	-	1,292,527
Capital assets:			
Nondepreciable capital assets	1,762,090	-	1,762,090
Depreciable/amortizable capital assets, net	17,279,248	-	17,279,248
Capital assets, net	<u>19,041,338</u>	<u>-</u>	<u>19,041,338</u>
Total assets	<u>45,746,427</u>	<u>24,345</u>	<u>45,770,772</u>
<b>Deferred outflows of resources:</b>			
Pension	3,779,720	3,139	3,782,859
OPEB	859,447	2,997	862,444
Total deferred outflows of resources	<u>4,639,167</u>	<u>6,136</u>	<u>4,645,303</u>
<b>Liabilities:</b>			
Accounts payable	1,686	-	1,686
Contracts payable	73,793	-	73,793
Accrued wages and benefits payable	1,987,065	-	1,987,065
Intergovernmental payable	150,161	-	150,161
Pension and postemployment obligation payable	341,759	385	342,144
Accrued interest payable	35,508	-	35,508
Claims payable	280,680	-	280,680
Long-term liabilities:			
Due within one year	698,265	-	698,265
Due in more than one year:			
Net pension liability	18,565,938	19,025	18,584,963
Net OPEB liability	1,291,594	5,776	1,297,370
Other amounts due in more than one year	4,642,927	-	4,642,927
Total liabilities	<u>28,069,376</u>	<u>25,186</u>	<u>28,094,562</u>
<b>Deferred inflows of resources:</b>			
Property taxes levied for the next fiscal year	10,062,645	-	10,062,645
Payment in lieu of taxes levied for the next fiscal year	310,000	-	310,000
Pension	1,581,549	753	1,582,302
OPEB	2,138,661	10,471	2,149,132
Total deferred inflows of resources	<u>14,092,855</u>	<u>11,224</u>	<u>14,104,079</u>
<b>Net position:</b>			
Net investment in capital assets	15,115,133	-	15,115,133
Restricted for:			
Capital projects	113,386	-	113,386
Debt service	111,178	-	111,178
OPEB	1,292,527	-	1,292,527
State funded programs	8,644	-	8,644
Federally funded programs	743	-	743
Food service operations	391,686	-	391,686
Student activities	263,920	-	263,920
Other purposes	24,519	-	24,519
Unrestricted (deficit)	<u>(9,098,373)</u>	<u>(5,929)</u>	<u>(9,104,302)</u>
Total net position	<u>\$ 8,223,363</u>	<u>\$ (5,929)</u>	<u>\$ 8,217,434</u>

SEE ACCOMPANYING NOTES TO THE BASIC FINANCIAL STATEMENTS

**ONTARIO LOCAL SCHOOL DISTRICT  
RICHLAND, OHIO**

STATEMENT OF ACTIVITIES  
FOR THE FISCAL YEAR ENDED JUNE 30, 2024

	Expenses	Program Revenues		
		Charges for Services and Sales	Operating Grants and Contributions	Capital Grants and Contributions
<b>Governmental activities:</b>				
Instruction:				
Regular	\$ 9,331,045	\$ 455,010	\$ 95,650	\$ -
Special	2,545,402	313,221	1,352,171	-
Vocational	492,916	-	67,943	32,849
Other	47,386	-	-	-
Support services:				
Pupil	1,586,392	46,595	261,535	-
Instructional staff	923,131	-	10,815	-
Board of education	81,113	-	-	-
Administration	2,234,483	-	-	-
Fiscal	737,372	-	-	-
Operations and maintenance	1,886,693	921	-	34,423
Pupil transportation	892,566	-	41,145	-
Central	141,019	-	-	-
Operation of non-instructional services:				
Food service operations	1,171,630	480,142	549,031	-
Other non-instructional services	26,101	-	9,369	-
Extracurricular activities	1,160,711	440,124	169,767	-
Interest and fiscal charges	132,320	-	-	-
<b>Total governmental activities</b>	<b>23,390,280</b>	<b>1,736,013</b>	<b>2,557,426</b>	<b>67,272</b>
<b>Business-type activities:</b>				
Special enterprise	7,325	20,820	-	-
<b>Total business-type activities</b>	<b>7,325</b>	<b>20,820</b>	<b>-</b>	<b>-</b>
<b>Totals</b>	<b>\$ 23,397,605</b>	<b>\$ 1,756,833</b>	<b>\$ 2,557,426</b>	<b>\$ 67,272</b>

**General revenues:**

Property taxes levied for:

    General purposes

    Debt service

    Capital outlay

Payments in lieu of taxes

Grants and entitlements not restricted

to specific programs

Investment earnings and fair value adjustment

Miscellaneous

Total general revenues

Change in net position

**Net position (deficit) at beginning of year**

**Net position (deficit) at end of year**

SEE ACCOMPANYING NOTES TO THE BASIC FINANCIAL STATEMENTS

**Net (Expense) Revenue  
and Changes in Net Position**

<u>Governmental Activities</u>	<u>Business-Type Activities</u>	<u>Total</u>
\$ (8,780,385)	\$ -	\$ (8,780,385)
(880,010)	-	(880,010)
(392,124)	-	(392,124)
(47,386)	-	(47,386)
(1,278,262)	-	(1,278,262)
(912,316)	-	(912,316)
(81,113)	-	(81,113)
(2,234,483)	-	(2,234,483)
(737,372)	-	(737,372)
(1,851,349)	-	(1,851,349)
(851,421)	-	(851,421)
(141,019)	-	(141,019)
(142,457)	-	(142,457)
(16,732)	-	(16,732)
(550,820)	-	(550,820)
(132,320)	-	(132,320)
<u>(19,029,569)</u>	<u>-</u>	<u>(19,029,569)</u>
-	13,495	13,495
-	13,495	13,495
<u>(19,029,569)</u>	<u>13,495</u>	<u>(19,016,074)</u>
11,862,878	-	11,862,878
8,379	-	8,379
244,030	-	244,030
267,091	-	267,091
7,735,739	-	7,735,739
595,759	-	595,759
29,191	-	29,191
<u>20,743,067</u>	<u>-</u>	<u>20,743,067</u>
1,713,498	13,495	1,726,993
<u>6,509,865</u>	<u>(19,424)</u>	<u>6,490,441</u>
<u>\$ 8,223,363</u>	<u>\$ (5,929)</u>	<u>\$ 8,217,434</u>

**ONTARIO LOCAL SCHOOL DISTRICT  
RICHLAND, OHIO**

BALANCE SHEET  
GOVERNMENTAL FUNDS  
JUNE 30, 2024

	General	Nonmajor Governmental Funds	Total Governmental Funds
<b>Assets:</b>			
Equity in pooled cash and cash equivalents	\$ 9,907,053	\$ 1,062,341	\$ 10,969,394
Receivables:			
Property taxes	11,835,460	236,286	12,071,746
Payment in lieu of taxes	250,000	60,000	310,000
Accounts	286	867	1,153
Accrued interest	22,007	-	22,007
Intergovernmental	407,669	66,234	473,903
Prepayments	27,364	1,584	28,948
Materials and supplies inventory	112,485	5,188	117,673
Inventory held for resale	-	9,632	9,632
Due from other funds	5,078	-	5,078
Total assets	\$ 22,567,402	\$ 1,442,132	\$ 24,009,534
<b>Liabilities:</b>			
Accounts payable	\$ 1,686	\$ -	\$ 1,686
Contracts payable	-	73,793	73,793
Accrued wages and benefits payable	1,880,208	106,857	1,987,065
Compensated absences payable	65,902	-	65,902
Intergovernmental payable	148,814	1,347	150,161
Pension and postemployment obligation payable	316,444	25,315	341,759
Due to other funds	-	5,078	5,078
Total liabilities	2,413,054	212,390	2,625,444
<b>Deferred inflows of resources:</b>			
Property taxes levied for the next fiscal year	9,865,683	196,962	10,062,645
Payment in lieu of taxes levied for the next fiscal year	250,000	60,000	310,000
Delinquent property tax revenue not available	374,623	7,478	382,101
Intergovernmental revenue not available	402,597	30,576	433,173
Accrued interest not available	14,563	-	14,563
Total deferred inflows of resources	10,907,466	295,016	11,202,482
<b>Fund balances:</b>			
Nonspendable:			
Materials and supplies inventory	112,485	5,188	117,673
Prepays	27,364	1,584	28,948
Restricted:			
Debt service	-	146,686	146,686
Capital improvements	-	105,908	105,908
Food service operations	-	408,984	408,984
State funded programs	-	8,644	8,644
Extracurricular	-	263,789	263,789
Other purposes	-	24,519	24,519
Assigned:			
Student instruction	103	-	103
Student and staff support	69,909	-	69,909
Subsequent year's appropriations	69,293	-	69,293
Unassigned (deficit)	8,967,728	(30,576)	8,937,152
Total fund balances	9,246,882	934,726	10,181,608
Total liabilities, deferred inflows and fund balances	\$ 22,567,402	\$ 1,442,132	\$ 24,009,534

SEE ACCOMPANYING NOTES TO THE BASIC FINANCIAL STATEMENTS



**ONTARIO LOCAL SCHOOL DISTRICT  
RICHLAND, OHIO**

RECONCILIATION OF TOTAL GOVERNMENTAL FUND BALANCES TO  
NET POSITION OF GOVERNMENTAL ACTIVITIES  
JUNE 30, 2024

<b>Total governmental fund balances</b>		\$	10,181,608
<i>Amounts reported for governmental activities on the statement of net position are different because:</i>			
Capital assets used in governmental activities are not financial resources and therefore are not reported in the funds.			19,041,338
Other long-term assets are not available to pay for current-period expenditures and therefore are deferred inflows in the funds.			
Property taxes receivable	\$	382,101	
Accrued interest receivable		14,563	
Intergovernmental receivable		433,173	
Total		829,837	829,837
An internal service fund is used by management to charge the costs of insurance to individual funds. The assets and liabilities of the internal service fund are included in governmental activities on the statement of net position.			1,127,426
Accrued interest payable is not due and payable in the current period and therefore is not reported in the funds.			(35,508)
The net pension/OPEB assets & liabilities are not due and payable in the current period; therefore, the assets, liabilities and related deferred inflows/outflows are not reported in governmental funds.			
Deferred outflows - pension		3,779,720	
Deferred inflows - pension		(1,581,549)	
Net pension liability		(18,565,938)	
Deferred outflows - OPEB		859,447	
Deferred inflows - OPEB		(2,138,661)	
Net OPEB asset		1,292,527	
Net OPEB liability		(1,291,594)	
Total		(17,646,048)	(17,646,048)
Long-term liabilities, including bonds payable, are not due and payable in the current period and therefore are not reported in the funds.			
Lease obligations		(412,450)	
Compensated absences		(1,422,878)	
Notes payable		(3,439,962)	
Total		(5,275,290)	(5,275,290)
<b>Net position of governmental activities</b>		\$	8,223,363

SEE ACCOMPANYING NOTES TO THE BASIC FINANCIAL STATEMENTS

**ONTARIO LOCAL SCHOOL DISTRICT  
RICHLAND, OHIO**

STATEMENT OF REVENUES, EXPENDITURES AND CHANGES IN FUND BALANCES  
GOVERNMENTAL FUNDS  
FOR THE FISCAL YEAR ENDED JUNE 30, 2024

	<u>General</u>	<u>Nonmajor Governmental Funds</u>	<u>Total Governmental Funds</u>
<b>Revenues:</b>			
Property taxes	\$ 11,849,475	\$ 253,412	\$ 12,102,887
Intergovernmental	8,601,680	1,510,297	10,111,977
Investment earnings	394,518	27,756	422,274
Tuition and fees	788,975	-	788,975
Extracurricular	25,851	440,124	465,975
Rental income	921	-	921
Charges for services	-	480,142	480,142
Contributions and donations	8,378	163,590	171,968
Payment in lieu of taxes	207,091	60,000	267,091
Miscellaneous	28,691	20,271	48,962
Fair value adjustment	199,954	-	199,954
Total revenues	<u>22,105,534</u>	<u>2,955,592</u>	<u>25,061,126</u>
<b>Expenditures:</b>			
Current:			
Instruction:			
Regular	8,693,755	127,995	8,821,750
Special	1,958,019	594,104	2,552,123
Vocational	544,149	28,628	572,777
Other	47,603	-	47,603
Support services:			
Pupil	1,568,412	2,880	1,571,292
Instructional staff	778,322	10,792	789,114
Board of education	81,534	-	81,534
Administration	2,165,792	-	2,165,792
Fiscal	767,447	7,267	774,714
Operations and maintenance	1,841,565	163,770	2,005,335
Pupil transportation	885,346	-	885,346
Central	142,019	-	142,019
Operation of non-instructional services:			
Food service operations	-	1,152,740	1,152,740
Other non-instructional services	10,662	8,732	19,394
Extracurricular activities	488,956	584,893	1,073,849
Facilities acquisition and construction	917,494	1,540,647	2,458,141
Debt service:			
Principal retirement	231,051	1,044,589	1,275,640
Interest and fiscal charges	49,165	36,650	85,815
Note issuance costs	-	33,950	33,950
Total expenditures	<u>21,171,291</u>	<u>5,337,637</u>	<u>26,508,928</u>
Excess of revenues over (under) expenditures	<u>934,243</u>	<u>(2,382,045)</u>	<u>(1,447,802)</u>
<b>Other financing sources:</b>			
Sale of notes	-	1,510,000	1,510,000
Lease transaction	-	43,213	43,213
Total other financing sources	<u>-</u>	<u>1,553,213</u>	<u>1,553,213</u>
Net change in fund balances	934,243	(828,832)	105,411
<b>Fund balances at beginning of year</b>	8,307,539	1,765,083	10,072,622
<b>Change in reserve for inventory</b>	5,100	(1,525)	3,575
<b>Fund balances at end of year</b>	<u>\$ 9,246,882</u>	<u>\$ 934,726</u>	<u>\$ 10,181,608</u>

SEE ACCOMPANYING NOTES TO THE BASIC FINANCIAL STATEMENTS

**ONTARIO LOCAL SCHOOL DISTRICT  
RICHLAND, OHIO**

RECONCILIATION OF THE STATEMENT OF REVENUES, EXPENDITURES  
AND CHANGES IN FUND BALANCES OF GOVERNMENTAL FUNDS  
TO THE STATEMENT OF ACTIVITIES  
FOR THE FISCAL YEAR ENDED JUNE 30, 2024

<b>Net change in fund balances - total governmental funds</b>	\$	105,411
<i>Amounts reported for governmental activities in the statement of activities are different because:</i>		
Governmental funds report capital outlays as expenditures. However, in the statement of activities, the cost of those assets is allocated over their estimated useful lives as depreciation expense.		
Capital asset additions	\$ 3,017,328	
Current year depreciation	<u>(1,562,152)</u>	
Total		1,455,176
The net effect of various miscellaneous transactions involving capital assets (i.e., sales, disposals, trade-ins, and donations) is to decrease net position.		
		(875)
Governmental funds report expenditures for inventory when purchased. However, in the statement of activities, they are reported as an expense when consumed.		
		3,575
Revenues in the statement of activities that do not provide current financial resources are not reported as revenues in the funds.		
Property taxes	12,400	
Earnings on investments	1,287	
Intergovernmental	<u>28,965</u>	
Total		42,652
Repayment of bond, notes and lease principal is an expenditure in the governmental funds, but the repayment reduces long-term liabilities on the statement of net position.		
		1,275,640
Lease and note transactions are recorded as other financing sources in the funds; however, in the statement of activities, they are not reported as other financing sources as they increase liabilities on the statement of net position.		
		(1,553,213)
		- - Continued

**ONTARIO LOCAL SCHOOL DISTRICT  
RICHLAND, OHIO**

**RECONCILIATION OF THE STATEMENT OF REVENUES, EXPENDITURES  
AND CHANGES IN FUND BALANCES OF GOVERNMENTAL FUNDS  
TO THE STATEMENT OF ACTIVITIES (CONTINUED)  
FOR THE FISCAL YEAR ENDED JUNE 30, 2024**

In the statement of activities, interest is accrued on outstanding bonds, whereas in governmental funds, an interest expenditure is reported when due. The following items resulted in additional interest being reported in the statement of activities:

Decrease in accrued interest payable	(27,616)	
Amortization of bond premiums	22,510	
Amortization of deferred charges	(7,449)	
<b>Total</b>	<b>(12,555)</b>	<b>(12,555)</b>

Contractually required contributions are reported as expenditures in governmental funds; however, the statement of net position reports these amounts as deferred outflows.

Pension	1,764,033	
OPEB	52,226	
<b>Total</b>	<b>1,816,259</b>	<b>1,816,259</b>

Except for amounts reported as deferred inflows/outflows, changes in the net pension/OPEB liability/asset are reported as pension/OPEB expense in the statement of activities.

Pension	(1,463,008)	
OPEB	209,623	
<b>Total</b>	<b>(1,253,385)</b>	<b>(1,253,385)</b>

Some expenses reported in the statement of activities, such as compensated absences, do not require the use of current financial resources and therefore are not reported as expenditures in governmental funds.

(131,306)

An internal service fund used by management to charge the costs of insurance to individual funds is not reported in the district-wide statement of activities. Governmental fund expenditures and the related internal service fund revenues are eliminated. The net revenue (expense) of the internal service fund is allocated among the governmental activities.

(33,881)

<b>Change in net position of governmental activities</b>		<b>\$ 1,713,498</b>
--	--	---------------------

SEE ACCOMPANYING NOTES TO THE BASIC FINANCIAL STATEMENTS

**ONTARIO LOCAL SCHOOL DISTRICT  
RICHLAND, OHIO**

STATEMENT OF NET POSITION  
PROPRIETARY FUNDS  
JUNE 30, 2024

	<b>Nonmajor Enterprise Funds</b>	<b>Governmental Activities - Internal Service Funds</b>
	<u>          </u>	<u>          </u>
<b>Assets:</b>		
Current assets:		
Equity in pooled cash and cash equivalents	\$ 24,317	\$ 1,408,106
Prepayments	28	-
Total current assets	<u>24,345</u>	<u>1,408,106</u>
 Total assets	 <u>24,345</u>	 <u>1,408,106</u>
 <b>Deferred outflows of resources:</b>		
Pension	3,139	-
OPEB	2,997	-
Total deferred outflows of resources	<u>6,136</u>	<u>-</u>
 Total assets and deferred outflows of resources .	 <u>30,481</u>	 <u>1,408,106</u>
 <b>Liabilities:</b>		
Pension and postemployment obligation payable	385	-
Claims payable	-	280,680
Total current liabilities	<u>385</u>	<u>280,680</u>
 Long-term liabilities:		
Net pension liability	19,025	-
Net OPEB liability	5,776	-
Total long-term liabilities	<u>24,801</u>	<u>-</u>
 Total liabilities	 <u>25,186</u>	 <u>280,680</u>
 <b>Deferred inflows of resources:</b>		
Pension	753	-
OPEB	10,471	-
Total deferred inflows of resources	<u>11,224</u>	<u>-</u>
 Total liabilities and deferred inflows of resources .	 <u>36,410</u>	 <u>280,680</u>
 <b>Net position:</b>		
Unrestricted	<u>(5,929)</u>	<u>1,127,426</u>
 Total net position (deficit)	 <u>\$ (5,929)</u>	 <u>\$ 1,127,426</u>

SEE ACCOMPANYING NOTES TO THE BASIC FINANCIAL STATEMENTS

**ONTARIO LOCAL SCHOOL DISTRICT  
RICHLAND, OHIO**

STATEMENT OF REVENUES, EXPENSES AND  
CHANGES IN NET POSITION  
PROPRIETARY FUNDS  
FOR THE FISCAL YEAR ENDED JUNE 30, 2024

	<b>Nonmajor Enterprise Funds</b>	<b>Governmental Activities - Internal Service Funds</b>
<b>Operating revenues:</b>		
Tuition and fees	\$ 20,820	\$ -
Sales/charges for services	-	2,803,176
Total operating revenues	20,820	2,803,176
<b>Operating expenses:</b>		
Personal services	1,888	-
Purchased services	487	510,582
Materials and supplies	4,293	-
Claims	-	2,326,475
Depreciation	657	-
Total operating expenses	7,325	2,837,057
Change in net position	13,495	(33,881)
<b>Net position (deficit) at beginning of year</b>	(19,424)	1,161,307
<b>Net position (deficit) at end of year</b>	\$ (5,929)	\$ 1,127,426

SEE ACCOMPANYING NOTES TO THE BASIC FINANCIAL STATEMENTS

**ONTARIO LOCAL SCHOOL DISTRICT  
RICHLAND, OHIO**

STATEMENT OF CASH FLOWS  
PROPRIETARY FUNDS  
FOR THE FISCAL YEAR ENDED JUNE 30, 2024

	<b>Nonmajor Enterprise Funds</b>	<b>Governmental Activities - Internal Service Funds</b>
<b>Cash flows from operating activities:</b>		
Cash received from tuition and fees	\$ 20,820	\$ -
Cash received from sales/charges for services	-	2,803,176
Cash payments for personal services	(15,574)	-
Cash payments for contractual services	(487)	(510,582)
Cash payments for materials and supplies	(4,293)	-
Cash payments for claims	-	(2,207,126)
	466	85,468
Net cash provided by operating activities	466	85,468
Net increase in cash and cash equivalents	466	85,468
<b>Cash and cash equivalents at beginning of year</b>	23,851	1,322,638
<b>Cash and cash equivalents at end of year</b>	<b>\$ 24,317</b>	<b>\$ 1,408,106</b>
Operating income (loss)	\$ 13,495	\$ (33,881)
Adjustments:		
Depreciation	657	-
Changes in assets, deferred outflows, liabilities and deferred inflows:		
Pension and OPEB deferred outflows	(1,024)	-
Net pension liability	664	-
Net OPEB liability	945	-
Prepayments	(5)	-
Pension and OPEB deferred inflows	(13,240)	-
Pension obligation payable	(1,026)	-
Claims payable	-	119,349
	-	119,349
Net cash provided by operating activities	<b>\$ 466</b>	<b>\$ 85,468</b>

SEE ACCOMPANYING NOTES TO THE BASIC FINANCIAL STATEMENTS

**ONTARIO LOCAL SCHOOL DISTRICT  
RICHLAND, OHIO**

STATEMENT OF CHANGES IN FIDUCIARY NET POSITION  
FIDUCIARY FUND  
FOR THE FISCAL YEAR ENDED JUNE 30, 2024

	<u><b>Custodial</b></u>
<b>Additions:</b>	
Extracurricular collections for OHSAA	15,309
Total additions	<u>15,309</u>
<b>Deductions:</b>	
Extracurricular distributions to OHSAA	15,309
Total deductions	<u>15,309</u>
Change in net position	-
<b>Net position at beginning of year</b>	<u>-</u>
<b>Net position at end of year</b>	<u><u>\$ -</u></u>

SEE ACCOMPANYING NOTES TO THE BASIC FINANCIAL STATEMENTS



**ONTARIO LOCAL SCHOOL DISTRICT  
RICHLAND COUNTY, OHIO**

NOTES TO THE BASIC FINANCIAL STATEMENTS  
FOR THE FISCAL YEAR ENDED JUNE 30, 2024

**NOTE 1 - DESCRIPTION OF THE SCHOOL DISTRICT**

Ontario Local School District (the “District”) is a body politic and corporate established for the purpose of exercising the rights and privileges conveyed to it by the constitution and laws of the State of Ohio.

The District operates under a locally-elected five-member Board of Education (Board) and provides educational services as authorized by state and/or federal agencies. The Board controls the District’s four instructional/support facilities which are staffed by 65 classified, 116 certified teaching personnel and 13 administrators who provide services to 1,996 students and other community members.

**NOTE 2 - SUMMARY OF SIGNIFICANT ACCOUNTING POLICIES**

The basic financial statements of the District have been prepared in conformity with accounting principles generally accepted in the United States of America (GAAP) as applied to governmental units. The Governmental Accounting Standards Board (GASB) is the accepted standard-setting body for establishing governmental accounting and financial reporting principles.

**A. Reporting Entity**

The reporting entity has been defined in accordance with GASB Statement No. 14, “The Financial Reporting Entity” as amended by GASB Statement No. 39, “Determining Whether Certain Organizations Are Component Units” and GASB Statement No. 61, “The Financial Reporting Entity: Omnibus an amendment of GASB Statements No. 14 and No. 34”. The reporting entity is composed of the primary government and component units. The primary government consists of all funds, departments, boards and agencies that are not legally separate from the District. For the District, this includes general operations, food service, and student related activities of the District.

Component units are legally separate organizations for which the District is financially accountable. The District is financially accountable for an organization if the District appoints a voting majority of the organization’s Governing Board and (1) the District is able to significantly influence the programs or services performed or provided by the organization; or (2) the District is legally entitled to or can otherwise access the organization’s resources; or (3) the District is legally obligated or has otherwise assumed the responsibility to finance the deficits of, or provide financial support to, the organization; or (4) the District is obligated for the debt of the organization. Component units may also include organizations that are fiscally dependent on the District in that the District approves the budget, the issuance of debt or the levying of taxes. Certain organizations are also included as component units if the nature and significance of the relationship between the primary government and the organization is such that exclusion by the primary government would render the primary government’s financial statements incomplete or misleading. Based upon the application of these criteria, the District has no component units. The basic financial statements of the reporting entity include only those of the District (the primary government).

**ONTARIO LOCAL SCHOOL DISTRICT  
RICHLAND COUNTY, OHIO**

NOTES TO THE BASIC FINANCIAL STATEMENTS  
FOR THE FISCAL YEAR ENDED JUNE 30, 2024

**NOTE 2 - SUMMARY OF SIGNIFICANT ACCOUNTING POLICIES - (Continued)**

The following organizations are described due to their relationship to the District:

*JOINTLY GOVERNED ORGANIZATION*

Metropolitan Regional Service Council (MRSC) / Northeast Ohio Network for Educational Technology (NEOnet)

The Metropolitan Regional Service Council (MRSC), Summit County, is a body corporate and politic established to exercise the rights and privileges conveyed to it by the constitution and laws of the State of Ohio as defined by Section 167.04 of the Ohio Revised Code.

MRSC is a Council of Governments owned and operated by fifty-four districts in the Ohio counties of Crawford, Cuyahoga, Geauga, Huron, Medina, Morrow, Portage, Richland and Summit. The Superintendents of these member districts comprise MRSC's assembly. From the Assembly, members will be elected to a Board of Directors to make decisions on the operation of the consortium for those powers not specifically allocated to the Assembly. The Board of Directors consists of five Superintendents, three Treasurers, and one Technology Director.

The MRSC is one of seventeen regional service organizations serving public school districts, career centers, educational service centers, community schools and other local educational entities in the State of Ohio that make up the Ohio Educational Computer Network (OECN). These service organizations are known as Information Technology Centers (ITC). The OECN is a collective group of ITCs, authorized pursuant to Section 3301.075 of the Ohio Revised Code, and their member school districts. Such sites, in conjunction with the Ohio Department of Education, comprise a statewide delivery system to provide comprehensive, cost-efficient accounting, and other administrative and instructional computer services for participating Ohio school districts. Funding for this network, which includes MRSC, is primarily derived from user fees assessed to the respective member districts and from the State of Ohio.

The primary program of MRSC known as the Northeast Ohio Network for Educational Technology (NEOnet) was established in 1995. Its purpose is to improve student education through the use of technology. NEOnet represents over 190,000 students and provides services to two hundred five educational entities that include fifty-seven school districts, five career centers, twenty-two private schools, three educational service centers, one hundred nine community schools, one stem school, two non-profit entities, and six city governments. NEOnet's mission is to provide internet, network, and application service and support. During fiscal year 2024, the District paid \$182,821 to the MRSC for various services. Financial information can be obtained from the treasurer for the Metropolitan Regional service Council, who serves as fiscal agent, at 700 Graham Road, Cuyahoga Falls, OH 44221.

*INSURANCE PURCHASING POOLS*

Workers' Compensation Group Rating Plan

The District participates in a group retrospective rating plan for workers' compensation as established under Section 4123.29 of the Ohio Revised Code. The Workers' Compensation Group Rating Plan (GRP) was sponsored by the Lima/Allen County Chamber of Commerce as a group purchasing pool.

Each year, the participating school districts pay an enrollment fee to the Plan to cover the costs of administering the program.

**ONTARIO LOCAL SCHOOL DISTRICT  
RICHLAND COUNTY, OHIO**

NOTES TO THE BASIC FINANCIAL STATEMENTS  
FOR THE FISCAL YEAR ENDED JUNE 30, 2024

**NOTE 2 - SUMMARY OF SIGNIFICANT ACCOUNTING POLICIES - (Continued)**

Ohio School Benefits Cooperative

The District participates in the Ohio School Benefits Cooperative, a claims servicing and group purchasing pool comprised of 24 members. The Ohio School Benefits Cooperative (OSBC) is created and organized pursuant to and as authorized by Section 9.833 of the Ohio Revised Code. OSBC is governed by a nine member Board of Directors, all of whom must be District and/or educational service center administrators. The Muskingum Valley Education Service Center serves as the fiscal agent for OSBC. OSBC is an unincorporated, non-profit association of its members and an instrumentality for each member for the purpose of enabling members of the Plan to maximize benefits and/or reduce costs of medical, prescription drug, vision, dental, life, and/or other group insurance coverages for their employees and the eligible dependents, and designated beneficiaries of such employees, and propose to have certain other eligible districts or groups of districts join them for the same purposes. OSBC offers two options to participants.

Participants may enroll in the joint insurance purchasing program for medical, prescription drug, vision, dental, and/or life insurance. A second option is available for self-insured participants that provides for the purchase of stop loss insurance coverage through OSBC's third party administrator. The OSBC's business and affairs are conducted by a nine member Board of Directors consisting of Education Service Center superintendents elected by the members of the OSBC. Medical Mutual/Antares is the Administrator of the OSBC. The District elected to participate in the joint insurance purchasing program for medical coverage.

*GROUP PURCHASING POOL*

Metropolitan Educational Technology Association (META) Solutions

The District is a member of the META Solutions purchasing group. The following items are purchased through this group discount program: natural gas, food service products, and certain paper products.

**B. Fund Accounting**

The District uses funds to maintain its financial records during the year. A fund is defined as a fiscal and accounting entity with a self-balancing set of accounts. There are three categories of funds: governmental, proprietary and fiduciary. Each category is separated into separate fund types.

*GOVERNMENTAL FUNDS*

Governmental funds are those through which most governmental functions typically are financed. Governmental fund reporting focuses on the sources, uses and balances of current financial resources. Expendable assets are assigned to the various governmental funds according to the purposes for which they may or must be used. Current liabilities are assigned to the fund from which they will be paid. The difference between governmental fund assets and deferred outflows and liabilities and deferred inflows is reported as fund balance. The following are the District's major governmental funds:

*General fund* - The general fund is used to account for and report all financial resources except those required to be accounted for in another fund. The general fund balance is available for any purpose provided it is expended or transferred according to the general laws of Ohio.

**ONTARIO LOCAL SCHOOL DISTRICT  
RICHLAND COUNTY, OHIO**

NOTES TO THE BASIC FINANCIAL STATEMENTS  
FOR THE FISCAL YEAR ENDED JUNE 30, 2024

**NOTE 2 - SUMMARY OF SIGNIFICANT ACCOUNTING POLICIES - (Continued)**

Other governmental funds of the District are used to account for:

*Nonmajor special revenue funds* - Special revenue funds are used to account for and report the proceeds of specific revenue sources that are restricted or committed to expenditure for specified purposes other than debt service or capital projects.

*Nonmajor capital projects funds* - Capital projects funds are used to account for and report financial resources that are restricted, committed, or assigned to expenditure for capital outlays, including the acquisition or construction of capital facilities and other capital assets.

*Nonmajor debt service funds* - Debt service funds are used to account for and report financial resources that are restricted, committed, or assigned to expenditure for principal and interest.

*PROPRIETARY FUNDS*

The proprietary fund is used to account for the District's ongoing activities which are similar to those often found in the private sector where the determination of net income is necessary or useful to sound financial administration.

*Enterprise fund* - The enterprise fund is used to account for operations (a) that are financed and operated in a manner similar to private business enterprises where the intent of the governing body is that the costs (expenses, including depreciation) of providing goods or services to the general public on a continuing basis be financed or recovered primarily through user charges; or (b) where the governing body has decided that periodic determination of revenues earned, expenses incurred, and/or net income is appropriate for capital maintenance, public policy, management control, accountability, or other purposes. The District's only nonmajor enterprise fund is the latchkey fund which accounts for childcare services for 2 hours before and after school.

*Internal service fund* - The internal service fund is used to account for the financing of goods or services provided by one department or agency to other departments or agencies of the District, or to other governments, on a cost-reimbursement basis. The only internal service fund of the District accounts for a self-insurance program which provides medical/surgical, dental and vision benefits to employees.

*FIDUCIARY FUNDS*

Fiduciary fund reporting focuses on net position and changes in net position. The fiduciary fund category is split into four classifications: pension trust funds, investment trust funds, private-purpose trust funds and custodial funds. Trust funds are used to account for assets held by the District under a trust agreement for individuals, private organizations, or other governments and are therefore not available to support the District's own programs. The District has one custodial fund to account for tournament money held on behalf of OSHAA.

**C. Basis of Presentation and Measurement Focus**

*Government-Wide Financial Statements* - The statement of net position and the statement of activities display information about the District as a whole. These statements include the financial activities of the primary government, except for fiduciary funds. The statements distinguish between those activities of the District that are governmental and those that are considered business-type activities. Internal service fund operating activity is eliminated to avoid overstatement of revenues and expenses.

**ONTARIO LOCAL SCHOOL DISTRICT  
RICHLAND COUNTY, OHIO**

NOTES TO THE BASIC FINANCIAL STATEMENTS  
FOR THE FISCAL YEAR ENDED JUNE 30, 2024

**NOTE 2 - SUMMARY OF SIGNIFICANT ACCOUNTING POLICIES - (Continued)**

The government-wide statements are prepared using the economic resources measurement focus. This is the same approach used in the preparation of the proprietary fund financial statements, but differs from the manner in which governmental fund financial statements are prepared. Governmental fund financial statements therefore include reconciliations with brief explanations to better identify the relationship between the government-wide statements and the statements for governmental funds.

The government-wide statement of activities presents a comparison between direct expenses and program revenues for each segment of the business-type activities of the District and for each function or program of the District's governmental activities. Direct expenses are those that are specifically associated with a service, program or department and are therefore clearly identifiable to a particular function. Program revenues include charges paid by the recipient of the goods or services offered by the program and grants and contributions that are restricted to meeting the operational or capital requirements of a particular program. Revenues which are not classified as program revenues are presented as general revenues of the District. The comparison of direct expenses with program revenues identifies the extent to which each business segment or governmental function is self-financing or draws from the general revenues of the District.

*Fund Financial Statements* - Fund financial statements report detailed information about the District. The focus of governmental and enterprise fund financial statements is on major funds rather than reporting funds by type. Each major fund is presented in a separate column. Nonmajor funds are aggregated and presented in a single column. The internal service fund is presented in a single column on the face of the proprietary funds. Fiduciary funds are reported by fund type.

The accounting and financial reporting treatment applied to a fund is determined by its measurement focus. All governmental fund types are accounted for using a flow of current financial resources measurement focus. The financial statements for governmental funds are a balance sheet, which generally includes only current assets and current liabilities and current deferred inflows, and a statement of revenues, expenditures and changes in fund balances, which reports on the sources (i.e., revenues and other financing sources) and uses (i.e., expenditures and other financing uses) of current financial resources.

All proprietary fund types are accounted for on a flow of economic resources measurement focus. With this measurement focus, all assets and all liabilities associated with the operation of these funds are included on the statement of net position. The statement of revenues, expenses and changes in net position presents increases (i.e., revenues) and decreases (i.e., expenses) in net total position. The statement of cash flows provides information about how the District finances and meets the cash flow needs of its proprietary activities.

Proprietary funds distinguish operating revenues and expenses from nonoperating items. Operating revenues and expenses generally result from providing services and producing and delivering goods in connection with a proprietary fund's principal ongoing operation. The principal operating revenues of the latchkey enterprise fund are tuition and fees. Operating expenses for the enterprise fund include the cost of sales and services, and administrative expenses. All revenues and expenses not meeting this definition are reported as nonoperating revenues and expenses.

Custodial funds are reported using the economic resources measurement focus.

**D. Basis of Accounting**

Basis of accounting determines when transactions are recorded in the financial records and reported on the financial statements. Government-wide financial statements are prepared using the accrual basis of accounting. Governmental funds use the modified accrual basis of accounting on the fund financial statements. Proprietary and fiduciary funds also use the accrual basis of accounting.

**ONTARIO LOCAL SCHOOL DISTRICT  
RICHLAND COUNTY, OHIO**

NOTES TO THE BASIC FINANCIAL STATEMENTS  
FOR THE FISCAL YEAR ENDED JUNE 30, 2024

**NOTE 2 - SUMMARY OF SIGNIFICANT ACCOUNTING POLICIES - (Continued)**

Revenues - Exchange and Non-exchange Transactions - Revenue resulting from exchange transactions, in which each party essentially gives and receives equal value, is recorded on the accrual basis when the exchange takes place. On a modified accrual basis, revenue is recorded in the fiscal year in which the resources are measurable and become available. Available means that the resources will be collected within the current fiscal year or are expected to be collected soon enough thereafter to be used to pay liabilities of the current fiscal year. For the District, available means expected to be received within sixty days of fiscal year end.

Non-exchange transactions, in which the District receives value without directly giving equal value in return, include property taxes, grants, entitlements and donations. On an accrual basis, revenue from property taxes is recognized in the fiscal year for which the taxes are levied (See Note 5). Revenue from grants, entitlements and donations is recognized in the fiscal year in which all eligibility requirements have been satisfied.

Eligibility requirements include timing requirements, which specify the year when the resources are required to be used or the fiscal year when use is first permitted, matching requirements, in which the District must provide local resources to be used for a specified purpose, and expenditure requirements, in which the resources are provided to the District on a reimbursement basis. On a modified accrual basis, revenue from nonexchange transactions must also be available before it can be recognized.

Under the modified accrual basis, the following revenue sources are considered to be both measurable and available at fiscal year end: property taxes available as an advance, interest, tuition, grants, student fees and rentals.

Deferred Outflows of Resources and Deferred Inflows of Resources - In addition to assets, the government-wide statement of net position will report a separate section for deferred outflows of resources. Deferred outflows of resources represent a consumption of net assets that applies to a future period and will not be recognized as an outflow of resources (expense/expenditure) until then. See Notes 13 and 14 for deferred outflows of resources related to net pension liability and net OPEB liability/asset, respectively. In addition, deferred outflows of resources include a deferred charge on debt refunding. A deferred charge on refunding results from the difference in the carrying value of refunded debt and its reacquisition price. This amount is deferred and amortized over the shorter of the life of the refunded or refunding debt.

In addition to liabilities, both the government-wide statement of net position and the governmental fund financial statements report a separate section for deferred inflows of resources. Deferred inflows of resources represent an acquisition of net assets that applies to a future period and will not be recognized as an inflow of resources (revenue) until that time. Deferred inflows of resources include property taxes and unavailable revenue. Property taxes represent amounts for which there is an enforceable legal claim as of June 30, 2024, but which were levied to finance fiscal year 2025 operations. These amounts have been recorded as a deferred inflow of resources on both the government-wide statement of net position and the governmental fund financial statements. Unavailable revenue is reported only on the governmental funds balance sheet, and represents receivables which will not be collected within the available period. Unavailable revenue includes, but is not limited to, delinquent property taxes and intergovernmental grants. These amounts are deferred and recognized as an inflow of resources in the period the amounts become available.

See Notes 13 and 14 for deferred inflows of resources related to net pension liability/asset and net OPEB liability/asset, respectively. These deferred inflows of resources are only reported on the government-wide statement of net position.

Expenses/Expenditures - On the accrual basis of accounting, expenses/expenditures are recognized at the time they are incurred. The entitlement value of donated commodities received during the year is reported in the statement of revenues, expenditures and changes in fund balances as an expenditure with a like amount reported as intergovernmental revenue.

**ONTARIO LOCAL SCHOOL DISTRICT  
RICHLAND COUNTY, OHIO**

NOTES TO THE BASIC FINANCIAL STATEMENTS  
FOR THE FISCAL YEAR ENDED JUNE 30, 2024

**NOTE 2 - SUMMARY OF SIGNIFICANT ACCOUNTING POLICIES - (Continued)**

The measurement focus of governmental fund accounting is on decreases in net financial resources (expenditures) rather than expenses. Expenditures are generally recognized in the accounting period in which the related fund liability is incurred, if measurable. Allocations of cost, such as depreciation and amortization, are not recognized in governmental funds.

**E. Budgets**

The District is required by State statute to adopt an annual appropriated budget for all funds except custodial funds. The specific timetable for fiscal year 2024 is as follows:

1. Prior to January 15, the Superintendent and Treasurer submit to the Board of Education a proposed operating budget for the fiscal year commencing the following July 1. The budget includes proposed expenditures and the means of financing for all funds. The express purpose of this budget document is to reflect the need for existing (or increased) tax rates.
2. By no later than January 20, the Board-adopted budget is filed with the Richland County Budget Commission for tax rate determination.
3. Prior to April 1, the Board of Education accepts, by formal resolution, the tax rates as determined by the Budget Commission and receives the Commission's certificate of estimated resources which states the projected revenue of each fund. Prior to June 30, the District must revise its budget so that total contemplated expenditures from any fund during the ensuing year will not exceed the amount stated in the certificate of estimated resources. The revised budget then serves as a basis for the appropriation measure. On or about July 1, the certificate is amended to include any unencumbered balances from the preceding year as reported by the District Treasurer.

The certificate may be further amended during the year if projected increases or decreases in revenue are identified by the District Treasurer. The amounts reported in the budgetary statement reflect the amounts set forth in the original and final amended certificate of estimated resources issued for fiscal year 2024.

4. By July 1, the annual appropriation resolution is legally enacted by the Board of Education at the fund level of expenditures, which is the legal level of budgetary control. State statute permits a temporary appropriation to be effective until no later than October 1 of each year.

Resolution appropriations by fund must be within the estimated resources as certified by the County Budget Commission, and the total of expenditures and encumbrances may not exceed the appropriation total.

5. Any revisions that alter the total of any fund appropriation must be approved by the Board of Education.
6. Formal budgetary integration is employed as a management control device during the year for all funds consistent with the general obligation bond indenture and other statutory provisions. All funds completed the year within the amount of their legally authorized cash basis appropriation.
7. Appropriation amounts are as originally adopted, or as amended by the Board of Education through the year by supplemental appropriations which either reallocated or increased the original appropriated amounts. All supplemental appropriations were legally enacted by the Board during fiscal year 2024. The amounts reported in the budgetary statement reflect the original and final appropriations, including all amendments.
8. Unencumbered appropriations lapse at year end. Encumbered appropriations are carried forward to the succeeding fiscal year and need not be reappropriated. Expenditures plus encumbrances may not legally exceed budgeted appropriations at the fund level, which is the legal level of control.

**ONTARIO LOCAL SCHOOL DISTRICT  
RICHLAND COUNTY, OHIO**

NOTES TO THE BASIC FINANCIAL STATEMENTS  
FOR THE FISCAL YEAR ENDED JUNE 30, 2024

**NOTE 2 - SUMMARY OF SIGNIFICANT ACCOUNTING POLICIES - (Continued)**

**F. Cash and Investments**

To improve cash management, cash received by the District is pooled. Monies for most funds, including the proprietary fund, are maintained in this pool. Individual fund integrity is maintained through the District's records. Each fund's interest in the pool is presented as "equity in pooled cash and cash equivalents" on the basic financial statements.

During fiscal year 2024, investments were limited to certificates of deposit, State Treasury Asset Reserve of Ohio (STAR Ohio), federal agency securities, and negotiable CDs. Investments are reported at fair value, which is based on quoted market prices, with the following exceptions: participating investment contracts such as certificates of deposit are reported at cost.

The District invested in STAR Ohio. STAR Ohio (the State Treasury Asset Reserve of Ohio), is an investment pool managed by the State Treasurer's Office which allows governments within the State to pool their funds for investment purposes. STAR Ohio is not registered with the SEC as an investment company, but has adopted Governmental Accounting Standards Board (GASB), Statement No. 79, "Certain External Investment Pools and Pool Participants." The District measures their investment in STAR Ohio at the net asset value (NAV) per share provided by STAR Ohio. The NAV per share is calculated on an amortized cost basis that provides an NAV per share that approximates fair value.

There were no limitations or restrictions on any participant withdrawals due to redemption notice periods, liquidity fees, or redemption gates. However, 24 hours notice in advance of all deposits and withdrawals exceeding \$100 million is encouraged. STAR Ohio reserves the right to limit the transaction to \$250 million, requiring the excess amount to be transacted the following business day(s), but only to the \$250 million limit. All accounts of the participant will be combined for these purposes.

Under existing Ohio statutes all investment earnings are assigned to the general fund unless statutorily required to be credited to a specific fund. During fiscal year 2024, interest revenue credited to the general fund amounted to \$394,518 which included \$69,651 assigned from other District funds.

For purposes of the statement of cash flows and for reporting on the basic financial statements, investments of the cash management pool and investments with original maturities of three months or less at the time they are purchased by the District are considered to be cash equivalents. Investments with an initial maturity of more than three months are reported as investments.

An analysis of the District's investment account at year end is provided in Note 4.

**G. Inventory**

On government-wide and fund financial statements, purchased inventories are presented at the lower of cost or market and donated commodities are presented at their entitlement value. Inventories are recorded on a first-in, first-out basis and are expensed when used. Inventories are accounted for using the consumption method.

Inventory consists of expendable supplies held for consumption, donated food and purchased food.



**ONTARIO LOCAL SCHOOL DISTRICT  
RICHLAND COUNTY, OHIO**

NOTES TO THE BASIC FINANCIAL STATEMENTS  
FOR THE FISCAL YEAR ENDED JUNE 30, 2024

**NOTE 2 - SUMMARY OF SIGNIFICANT ACCOUNTING POLICIES - (Continued)**

**H. Capital Assets**

General capital assets are those assets not specifically related to activities reported in the proprietary fund. These assets generally result from expenditures in the governmental funds. These assets are reported in the governmental activities column of the government-wide statement of Net Position, but are not reported in the fund financial statements. Capital assets utilized by the proprietary funds are reported both in the business-type activities column of the government-wide statement of Net Position and in the fund.

All capital assets are capitalized at cost (or estimated historical cost) and updated for additions and deductions during the year. Donated capital assets are recorded at their acquisition values as of the date received. The District maintains a capitalization threshold of \$5,000. Assets that are a group purchase which collectively would be considered significant by the District are also capitalized. Improvements are capitalized; the costs of normal maintenance and repairs that do not add to the value of the asset or materially extend an asset's life are not.

All reported capital assets except land are depreciated. Improvements are depreciated over the remaining useful lives of the related capital assets. Depreciation is computed using the straight-line method over the following useful lives:

<u>Description</u>	<u>Governmental Activities Estimated Lives</u>	<u>Business-Type Activities Estimated Lives</u>
Land/improvements	10 - 45 years	10 - 45 years
Buildings/improvements	10 - 50 years	N/A
Furniture/equipment	5 - 20 years	N/A
Vehicles	12 - 13 years	N/A
Intangible right to use:		
Equipment	3 - 5 years	N/A
Software	3 - 6 years	N/A

The District is reporting intangible right to use assets related to leased equipment and software. The intangible assets are being amortized in a systematic and rational manner of the shorter of the lease term or the useful life of the underlying asset.

**I. Unamortized Bond Premium and Discount/Accounting Gain or Loss**

On government-wide financial statements, bond premiums are deferred and amortized over the term of the bonds using the straight-line method, which approximates the effective interest method. Bond premiums are presented as an addition to the face amount of the bonds.

For debt refundings resulting in the defeasance of debt reported in the government-wide financial statements, the difference between the reacquisition price and the net carrying amount of the old debt is deferred and amortized as a component of interest expense. This accounting gain or loss is amortized over the remaining life of the old debt or the life of the new debt, whichever is shorter and is presented as deferred inflow or outflow of resources.

On the governmental fund financial statements, premiums are recognized in the current period. A reconciliation between the bonds face value and the amount reported on the statement of net position is presented in Note 10.A.

**ONTARIO LOCAL SCHOOL DISTRICT  
RICHLAND COUNTY, OHIO**

NOTES TO THE BASIC FINANCIAL STATEMENTS  
FOR THE FISCAL YEAR ENDED JUNE 30, 2024

**NOTE 2 - SUMMARY OF SIGNIFICANT ACCOUNTING POLICIES - (Continued)**

**J. Compensated Absences**

Compensated absences of the District consist of vacation leave and sick leave to the extent that payments to the employee for these absences are attributable to services already rendered and are not contingent on a specific event that is outside the control of the District and the employee.

In accordance with the provisions of GASB Statement No. 16, "Accounting for Compensated Absences", a liability for vacation leave is accrued if a) the employees' rights to payment are attributable to services already rendered; and b) it is probable that the employer will compensate the employees for the benefits through paid time off or other means, such as cash payment at termination or retirement. An accrual for earned sick leave is made to the extent that it is probable that the benefits will result in termination (severance) payments. A liability for sick leave is accrued using the vesting method; i.e., the liability is based on the sick leave accumulated at the balance sheet date by those employees who are currently eligible to receive termination (severance) payments, as well as those employees expected to become eligible in the future. For purposes of establishing a liability for sick leave on employees expected to become eligible to retire in the future, all employees age fifty or greater with at least ten years of service were considered expected to become eligible to retire in accordance with GASB Statement No. 16.

The entire compensated absence liability is reported on the government-wide financial statements.

For governmental fund financial statements, compensated absences are recognized as liabilities and expenditures as payments come due each period upon the occurrence of employee resignations and retirements. These amounts are recorded in the account "compensated absences payable" in the fund from which the employees who have accumulated leave are paid. The noncurrent portion of the liability is not reported in the fund financial statements. In proprietary funds, the entire amount of compensated absences is reported as a fund liability.

**K. Accrued Liabilities and Long-Term Obligations**

All payables, accrued liabilities and long-term obligations are reported in the government-wide financial statements.

In general, governmental fund payables and accrued liabilities that, once incurred, are paid in a timely manner and in full from current financial resources are reported as obligations of the funds. However, claims and judgments and compensated absences that will be paid from governmental funds are reported as a liability in the fund financial statements only to the extent that they are due for payment during the current year. Bonds and notes are recognized as a liability on the fund financial statements when due. Net pension/OPEB liability should be recognized in the governmental funds to the extent that benefit payments are due and payable and the pension/OPEB plan's fiduciary net position is not sufficient for payment of those benefits.

**ONTARIO LOCAL SCHOOL DISTRICT  
RICHLAND COUNTY, OHIO**

NOTES TO THE BASIC FINANCIAL STATEMENTS  
FOR THE FISCAL YEAR ENDED JUNE 30, 2024

**NOTE 2 - SUMMARY OF SIGNIFICANT ACCOUNTING POLICIES - (Continued)**

**L. Fund Balance**

The District reports classifications of fund balance based on the purpose for which resources were received and the level of constraint placed on the resources. The following categories are used:

*Nonspendable* - resources that are not in spendable form or have legal or contractual requirements to maintain the balance intact.

*Restricted* - resources that have purpose constraints placed upon them by laws, regulations, creditors, grantors, or other external parties are considered available only for the purpose for which they were received.

*Committed* - resources that are constrained for specific purposes that are internally imposed by the District at its highest level of decision making authority, the Board of Education. With an affirmative vote of its members, the Board of Education may create funds for which resources are committed to the established purpose of that fund.

*Assigned* - resources that are intended to be used for specific purposes as approved through the District's formal purchasing procedure by the Treasurer. Through the District's purchasing policy, the Board of Education has given the Treasurer the authority to constrain monies for intended purposes.

*Unassigned* - residual fund balance within the general fund that is in spendable form that is not restricted, committed, or assigned. In other governmental funds, the unassigned classification is only used to report a deficit fund balance resulting from overspending for specific purposes for which amounts had been restricted, committed, or assigned.

The District applies restricted resources first when an expense is incurred for purposes for which restricted and unrestricted fund balance is available. The District considers committed, assigned, and unassigned fund balances, respectively, to be spent when expenditures are incurred for purposes for which any of the unrestricted fund balance classifications could be used.

**M. Operating Revenues and Expenses**

Operating revenues are those revenues that are generated directly from the primary activity of the proprietary fund. For the District, these revenues are charges for services for the latchkey programs. Operating expenses are necessary costs incurred to provide the good or service that are the primary activity of the fund.

**N. Net Position**

Net position represents the difference between assets and deferred outflows and liabilities and deferred inflows. The net position component "net investment in capital assets," consists of capital assets, net of accumulated depreciation, reduced by the outstanding balances of any borrowing used for the acquisition, construction or improvement of those assets. Deferred outflows of resources and deferred inflows of resources that are attributable to the acquisition, construction or improvement of those assets or related debt also should be included in this component of net position. Net position is reported as restricted when there are limitations imposed on its use either through the enabling legislation adopted by the District or through external restrictions imposed by creditors, grantors or laws or regulations of other governments.

The District applies restricted resources first when an expense is incurred for purposes for which both restricted and unrestricted net position is available.

**ONTARIO LOCAL SCHOOL DISTRICT  
RICHLAND COUNTY, OHIO**

NOTES TO THE BASIC FINANCIAL STATEMENTS  
FOR THE FISCAL YEAR ENDED JUNE 30, 2024

**NOTE 2 - SUMMARY OF SIGNIFICANT ACCOUNTING POLICIES - (Continued)**

**O. Prepayments**

Certain payments to vendors reflect the costs applicable to future accounting periods and are recorded as prepaid items in both government-wide and fund financial statements. These items are reported as assets on the balance sheet using the consumption method. A current asset for the prepaid amounts is recorded at the time of the purchase and the expenditure/expense is reported in the year in which services are consumed.

**P. Estimates**

The preparation of the basic financial statements in conformity with GAAP requires management to make estimates and assumptions that affect the amounts reported in the basic financial statements and accompanying notes. Actual results may differ from those estimates.

**Q. Interfund Activity**

Exchange transactions between funds are reported as revenues in the seller funds and as expenditures/expenses in the purchaser funds. Flows of cash or goods from one fund to another without a requirement for repayment are reported as interfund transfers. Interfund transfers are reported as other financing sources/uses in governmental funds and after nonoperating revenues/expenses in the proprietary fund. Repayments from funds responsible for particular expenditures/expenses to the funds that initially paid for them are not presented on the basic financial statements.

**R. Extraordinary and Special Items**

Extraordinary items are transactions or events that are both unusual in nature and infrequent in occurrence. Special items are transactions or events that are within the control of the Board of Education and that are either unusual in nature or infrequent in occurrence. During fiscal year 2024, the District did not incur any transactions that would be classified as an extraordinary item or special item.

**S. Pensions/Other Postemployment Benefits (OPEB)**

For purposes of measuring the net pension/OPEB liability, net OPEB asset, deferred outflows of resources and deferred inflows of resources related pensions/OPEB, and pension/OPEB expense, information about the fiduciary net position of the pension/OPEB plans and additions to/deductions from their fiduciary net position have been determined on the same basis as they are reported by the pension/OPEB plan. For this purpose, benefit payments (including refunds of employee contributions) are recognized when due and payable in accordance with the benefit terms. The pension/OPEB plans report investments at fair value.

**T. Fair Value**

The District categorizes its fair value measurements within the fair value hierarchy established by generally accepted accounting principles. The hierarchy is based on the valuation inputs used to measure the fair value of the asset. Level 1 inputs are quoted prices in active markets for identical assets; Level 2 inputs are significant other observable inputs; Level 3 inputs are significant unobservable inputs.

**ONTARIO LOCAL SCHOOL DISTRICT  
RICHLAND COUNTY, OHIO**

NOTES TO THE BASIC FINANCIAL STATEMENTS  
FOR THE FISCAL YEAR ENDED JUNE 30, 2024

**NOTE 3 - ACCOUNTABILITY AND COMPLIANCE**

**A. Change in Accounting Principles**

For fiscal year 2024, the District has implemented certain paragraphs from GASB Implementation Guide No. 2021-1, certain paragraphs of GASB Statement No. 99, “*Omnibus 2022*”, GASB Statement No. 100, “*Accounting Changes and Error Corrections - an amendment of GASB Statement No. 62*” and Implementation Guide No. 2023-1.

GASB Implementation Guide 2021-1 provides clarification on issues related to previously established GASB guidance. The implementation of GASB Implementation Guide 2021-1 did not have an effect on balances previously report by the District.

GASB Statement No. 99 is to enhance comparability in accounting and financial reporting and to improve the consistency of authoritative literature by addressing (1) practice issues that have been identified during implementation and application of certain GASB Statements and (2) accounting and financial reporting for financial guarantees. The implementation of GASB Statement No. 99 did not have an effect on the financial statements of the District.

GASB Statement No. 100 is to enhance accounting and financial reporting requirements for accounting changes and error corrections to provide more understandable, reliable, relevant, consistent, and comparable information for making decisions or assessing accountability. The implementation of GASB Statement No. 100 did not have an effect on the financial statements of the District.

GASB Implementation Guide 2023-1 provides clarification on issues related to previously established GASB guidance. The implementation of GASB Implementation Guide 2023-1 did not have an effect on the financial statements of the District.

**B. Deficit Fund Balance**

Fund balances at June 30, 2024 included the following individual fund deficit:

<u>Nonmajor governmental fund</u>	<u>Deficit</u>
IDEA Part B	\$ 30,576

The general fund is liable for any deficit in this fund and provides transfers when cash is required, not when accruals occur. The deficit fund balance resulted from adjustments for accrued liabilities.

**NOTE 4 - DEPOSITS AND INVESTMENTS**

State statutes classify monies held by the District into three categories.

Active deposits are public deposits necessary to meet current demands on the treasury. Such monies must be maintained either as cash in the District treasury, in commercial accounts payable or withdrawable on demand, including negotiable order of withdrawal (NOW) accounts, or in money market deposit accounts.

Inactive deposits are public deposits that the Board of Education has identified as not required for use within the current five year period of designation of depositories. Inactive deposits must either be evidenced by certificates of deposit maturing not later than the end of the current period of designation of depositories, or by savings or deposit accounts including, but not limited to, passbook accounts.

**ONTARIO LOCAL SCHOOL DISTRICT  
RICHLAND COUNTY, OHIO**

NOTES TO THE BASIC FINANCIAL STATEMENTS  
FOR THE FISCAL YEAR ENDED JUNE 30, 2024

**NOTE 4 - DEPOSITS AND INVESTMENTS - (Continued)**

Interim deposits are deposits of interim monies. Interim monies are those monies which are not needed for immediate use, but which will be needed before the end of the current period of designation of depositories.

Interim deposits must be evidenced by time certificates of deposit maturing not more than one year from the date of deposit or by savings or deposit accounts including passbook accounts.

Interim monies may be deposited or invested in the following securities:

1. United States Treasury Notes, Bills, Bonds, or any other obligation or security issued by the United States Treasury or any other obligation guaranteed as to principal and interest by the United States;
2. Bonds, notes, debentures, or any other obligations or securities issued by any federal government agency or instrumentality, including, but not limited to, the Federal National Mortgage Association, Federal Home Loan Bank, Federal Farm Credit Bank, Federal Home Loan Mortgage Corporation, Government National Mortgage Association, and Student Loan Marketing Association. All federal agency securities shall be direct issuances of federal government agencies or instrumentalities;
3. Written repurchase agreements in the securities listed above provided that the fair value of the securities subject to the repurchase agreement must exceed the principal value of the agreement by at least two percent and be marked to market daily, and that the term of the agreement must not exceed thirty days;
4. Bonds and other obligations of the State of Ohio;
5. No-load money market mutual funds consisting exclusively of obligations described in items (1) and (2) above and repurchase agreements secured by such obligations, provided that investments in securities described in this division are made only through eligible institutions;
6. The State Treasurer's investment pool, the State Treasury Asset Reserve of Ohio (STAR Ohio);
7. Certain banker's acceptance and commercial paper notes for a period not to exceed one-hundred-eighty days and two-hundred-seventy days, respectively, from the purchase date in an amount not to exceed forty percent of the interim monies available for investment at any one time; and,
8. Under limited circumstances, corporate debt interests rated in either of the two highest classifications by at least two nationally recognized rating agencies.

Protection of the District's deposits is provided by the Federal Deposit Insurance Corporation (FDIC), by eligible securities pledged by the financial institution as security for repayment, by surety company bonds deposited with the Treasurer by the financial institution or by a single collateral pool established by the financial institution to secure the repayment of all public monies deposited with the institution.

Investments in stripped principal or interest obligations, reverse repurchase agreements, and derivatives are prohibited. The issuance of taxable notes for the purpose of arbitrage, the use of leverage and short selling are also prohibited. An investment must mature within five years from the date of purchase unless matched to a specific obligation or debt of the District, and must be purchased with the expectation that it will be held to maturity. Investments may only be made through specified dealers and institutions. Payment for investments may be made only upon delivery of the securities representing the investments to the Treasurer or, if the securities are not represented by a certificate, upon receipt of confirmation of transfer from the custodian.

**ONTARIO LOCAL SCHOOL DISTRICT  
RICHLAND COUNTY, OHIO**

NOTES TO THE BASIC FINANCIAL STATEMENTS  
FOR THE FISCAL YEAR ENDED JUNE 30, 2024

**NOTE 4 - DEPOSITS AND INVESTMENTS - (Continued)**

**A. Cash on Hand**

At fiscal year-end, the District had \$500 in undeposited cash on hand which is included on the financial statements of the District as part of “equity in pooled cash and investments.”

**C. Deposits with Financial Institutions**

At June 30, 2024, the carrying amount of all District deposits was \$200,643. Based on the criteria described in GASB Statement No. 40, “Deposits and Investment Risk Disclosures”, as of June 30, 2024, \$80,301 of the District’s bank balance of \$335,001 was exposed to custodial credit risk as discussed below, while \$254,700 was covered by the FDIC.

Custodial credit risk is the risk that, in the event of bank failure, the District will not be able to recover deposits or collateral securities that are in the possession of an outside party. The District has no deposit policy for custodial credit risk beyond the requirements of State statute. Ohio law requires that deposits either be insured or protected by (1) eligible securities pledged to the District and deposited with a qualified trustee by the financial institution as security for repayment whose fair value at all times shall be at least 105 percent of the deposits being secured, or (2) participation in the Ohio Pooled Collateral System (OPCS), a collateral pool of eligible securities deposited with a qualified trustee and pledged to the Treasurer of State to secure the repayment of all public monies deposited in the financial institution. OPCS requires the total fair value of the securities pledged to be 102 percent of the deposits being secured or a rate set by the Treasurer of State. For fiscal year 2024, the District’s financial institutions participated in the OPCS. Although all statutory requirements for the deposit of money had been followed, noncompliance with Federal requirements could potentially subject the District to a successful claim by the FDIC.

**D. Investments**

As of June 30, 2024, the District had the following investments and maturities:

Measurement/ Investment type	Measurement Amount	Investment Maturities				
		6 months or less	7 to 12 months	13 to 18 months	19 to 24 months	Greater than 24 months
<i>Amortized cost:</i>						
Star Ohio	\$ 7,065,325	\$ 7,065,325	\$ -	\$ -	\$ -	\$ -
<i>Fair Value:</i>						
FHLB	4,298,075	994,265	983,785	476,075	-	1,843,950
Negotiable CDs	837,274	148,064	-	234,192	-	455,018
<b>Total</b>	<b>\$ 12,200,674</b>	<b>\$ 8,207,654</b>	<b>\$ 983,785</b>	<b>\$ 710,267</b>	<b>\$ -</b>	<b>\$ 2,298,968</b>

The weighted average maturity of investments is 0.97 years.

The District’s investments in negotiable certificates of deposit and federal agency securities are valued using quoted market prices that are not considered to be active, dealer quotations or alternative pricing sources for similar assets or liabilities for which all significant inputs are observable, either directly or indirectly (Level 2 inputs).

*Interest Rate Risk:* As a means of limiting its exposure to fair value losses arising from rising interest rates and according to State law, the District’s investment policy limits investment portfolio maturities to five years or less.

**ONTARIO LOCAL SCHOOL DISTRICT  
RICHLAND COUNTY, OHIO**

NOTES TO THE BASIC FINANCIAL STATEMENTS  
FOR THE FISCAL YEAR ENDED JUNE 30, 2024

**NOTE 4 - DEPOSITS AND INVESTMENTS - (Continued)**

*Custodial Credit Risk:* For an investment, custodial credit risk is the risk that, in the event of the failure of the counterparty, the District will not be able to recover the value of its investments or collateral securities that are in the possession of an outside party. The District has no investment policy dealing with investment custodial risk beyond the requirement in State statute that prohibits payment for investments prior to the delivery of the securities representing such investments to the Treasurer or qualified trustee.

*Credit Risk:* The District's investments in federal agency securities were rated AA+ and Aaa by Standard & Poor's and Moody's Investor Services, respectively. Standard & Poor's has assigned STAR Ohio an AAAM money market rating and the negotiable CDs are not rated. Ohio law requires that STAR Ohio maintain the highest rating provided by at least one nationally recognized standard rating service. The District's investment policy does not specifically address credit risk beyond requiring the District to only invest in securities authorized by State statute.

*Concentration of Credit Risk:* The District places no limit on the amount that may be invested in any one issuer. The following table includes the percentage of each investment type held by the District at June 30, 2024:

<u>Measurement/ Investment type</u>	<u>Measurement Amount</u>	<u>% of Total</u>
<i>Amortized cost:</i>		
STAR Ohio	\$ 7,065,325	57.91
<i>Fair value:</i>		
FHLB	4,298,075	35.23
Negotiable CDs	<u>837,274</u>	<u>6.86</u>
Total	<u>\$ 12,200,674</u>	<u>100.00</u>

**E. Reconciliation of Cash and Investments to the Statement of Net Position**

The following is a reconciliation of cash and investments as reported in the note above to cash and investments as reported on the statement of net position as of June 30, 2024:

<u>Cash and investments per note</u>	
Carrying amount of deposits	\$ 200,643
Investments	12,200,674
Cash on hand	<u>500</u>
Total	<u>\$ 12,401,817</u>
 <u>Cash and investments per statement of net position</u>	
Governmental activities	\$ 12,377,500
Business-type activities	<u>24,317</u>
Total	<u>\$ 12,401,817</u>



**ONTARIO LOCAL SCHOOL DISTRICT  
RICHLAND COUNTY, OHIO**

NOTES TO THE BASIC FINANCIAL STATEMENTS  
FOR THE FISCAL YEAR ENDED JUNE 30, 2024

**NOTE 5 - PROPERTY TAXES**

Property taxes are levied and assessed on a calendar year basis while the District fiscal year runs from July through June. First half tax collections are received by the District in the second half of the fiscal year. Second half tax distributions occur in the first half of the following fiscal year.

Property taxes include amounts levied against all real property and public utility property. Real property tax revenues received in calendar year 2024 represent the collection of calendar year 2023 taxes. Real property taxes received in calendar year 2024 were levied after April 1, 2023, on the assessed values as of January 1, 2023, the lien date. Assessed values for real property taxes are established by State statute at 35 percent of appraised fair value. Real property taxes are payable annually or semiannually. If paid annually, payment is due December 31; if paid semiannually, the first payment is due December 31, with the remainder payable by June 20. Under certain circumstances, State statute permits alternate payment dates to be established. Public utility property tax revenues received in calendar year 2024 represent the collection of calendar year 2023 taxes. Public utility real and personal property taxes received in calendar year 2024 became a lien on December 31, 2022, were levied after April 1, 2023, and are collected with real property taxes. Public utility real property is assessed at 35 percent of true value; public utility tangible personal property is currently assessed at varying percentages of true value.

The District receives property taxes from Richland County. The County Auditor periodically advances to the District its portion of the taxes collected. Second-half real property tax payments collected by the County by June 30, 2024, are available to finance fiscal year 2024 operations. The amount available as an advance at June 30, 2024 and 2023 were:

	June 30, 2024	June 30, 2023
Major governmental funds:		
General fund	\$ 1,595,154	\$ 2,040,974
Nonmajor governmental funds:		
Bond retirement fund	-	2,384
Permanent improvement fund	31,846	45,542

The amount of second-half real property taxes available for advance at fiscal year-end can vary based on the date the tax bills are sent.

Accrued property taxes receivable includes real property, public utility property and delinquent tangible personal property taxes which are measurable as of June 30, 2024 and for which there is an enforceable legal claim. Although total property tax collections for the next fiscal year are measurable, only the amount of real property taxes available as an advance at June 30 was levied to finance current fiscal year operations and is reported as revenue at fiscal year end. The portion of the receivable not levied to finance current fiscal year operations is offset by a credit to deferred inflows.

On the accrual basis of accounting, collectible delinquent property taxes have been recorded as a receivable and revenue, while on a modified accrual basis of accounting the revenue has been reported as a deferred inflow.

**ONTARIO LOCAL SCHOOL DISTRICT  
RICHLAND COUNTY, OHIO**

NOTES TO THE BASIC FINANCIAL STATEMENTS  
FOR THE FISCAL YEAR ENDED JUNE 30, 2024

**NOTE 5 - PROPERTY TAXES - (Continued)**

The assessed values upon which the fiscal year 2024 taxes were collected are:

	2023 Second Half Collections		2024 First Half Collections	
	<u>Amount</u>	<u>Percent</u>	<u>Amount</u>	<u>Percent</u>
Agricultural/residential and other real estate	\$ 310,638,170	95.16	\$ 407,799,780	96.16
Public utility personal	<u>15,797,590</u>	<u>4.84</u>	<u>16,298,800</u>	<u>3.84</u>
Total	<u>\$ 326,435,760</u>	<u>100.00</u>	<u>\$ 424,098,580</u>	<u>100.00</u>
Tax rate per \$1,000 of assessed valuation for:				
Operations	\$50.20		\$46.70	
Debt service	0.10		-	
Permanent improvement	1.00		1.00	

**NOTE 6 - RECEIVABLES**

Receivables at June 30, 2024 consisted of taxes, payments in lieu of taxes, accounts (billings for user charged services and student fees) accrued interest and intergovernmental grants and entitlements. All receivables are considered collectible in full due to the ability to foreclose for the nonpayment of taxes, the stable condition of State programs and the current year guarantee of Federal funds.

A summary of the principal items of receivables reported on the statement of net position follows:

**Governmental activities:**

Property taxes	\$ 12,071,746
Accounts	1,153
Intergovernmental	473,903
Accrued interest	22,007
Payments in lieu of taxes	<u>310,000</u>
Total	<u>\$ 12,878,809</u>

Receivables have been disaggregated on the face of the basic financial statements. All receivables are expected to be collected within the subsequent year.

**NOTE 7 - PAYMENT IN LIEU OF TAXES**

The City of Ontario has entered into an agreement with a property owner under which the City granted property tax abatements to the property owner and agreed to construct certain infrastructure improvements. The property owner has agreed to make payments to the City to help pay the costs of the infrastructure improvements. The amount of those payments generally reflects all or a portion of the property taxes which the property owners would have paid if their taxes had not been abated. The property owners' contractual promise to make these payments in lieu of taxes generally continues until the costs of the improvement have been paid or the agreement expires, whichever occurs first. The District received \$207,091 and \$60,000 in revenue for payments in lieu of taxes in the general fund and nonmajor governmental funds, respectively, during fiscal year 2024.

**ONTARIO LOCAL SCHOOL DISTRICT  
RICHLAND COUNTY, OHIO**

NOTES TO THE BASIC FINANCIAL STATEMENTS  
FOR THE FISCAL YEAR ENDED JUNE 30, 2024

**NOTE 8 - INTERFUND TRANSACTIONS**

**Due To / Due From Other Funds**

Interfund balances at June 30, 2024 as reported on the fund statements, consist of the following amounts due to/from other funds:

<u>Receivable Fund</u>	<u>Payable Funds</u>	<u>Amount</u>
General fund	Nonmajor governmental funds	\$ 5,078

The primary purpose of the interfund balances is to cover negative cash balances in specific funds where revenues were not received by June 30. These interfund balances will be repaid once the anticipated revenues are received. All interfund balances are expected to be repaid within one year.

Interfund balances between governmental funds are eliminated on the government-wide financial statements; therefore, no internal balances at June 30, 2024 are reported on the statement of net position.

**NOTE 9 - CAPITAL ASSETS**

**A. Governmental activities**

Capital asset activity for the governmental activities for the fiscal year ended June 30, 2024, was as follows:

	<u>Balance June 30, 2023</u>	<u>Additions</u>	<u>Deductions</u>	<u>Balance June 30, 2024</u>
<b>Governmental activities:</b>				
<i>Capital assets, not being depreciated/amortized:</i>				
Land	\$ 75,839	\$ -	\$ -	\$ 75,839
Construction in progress	-	1,686,251	-	1,686,251
Total capital assets, not being depreciated	<u>75,839</u>	<u>1,686,251</u>	<u>-</u>	<u>1,762,090</u>
<i>Capital assets, being depreciated/amortized:</i>				
Land/improvements	4,223,453	298,632	-	4,522,085
Building/improvements	31,738,289	313,012	-	32,051,301
Furniture/equipment	4,124,696	451,514	(483,074)	4,093,136
Vehicles	2,006,398	92,025	-	2,098,423
Intangible right to use:				
Equipment	1,036,609	43,213	(465,555)	614,267
Software	516,330	132,681	-	649,011
Total capital assets, being depreciated/amortized	<u>43,645,775</u>	<u>1,331,077</u>	<u>(948,629)</u>	<u>44,028,223</u>
<i>Less: accumulated depreciation/amortization:</i>				
Land/improvements	(2,663,328)	(176,153)	-	(2,839,481)
Building/improvements	(18,403,058)	(764,443)	-	(19,167,501)
Furniture/equipment	(3,107,456)	(80,154)	482,199	(2,705,411)
Vehicles	(1,286,719)	(152,516)	-	(1,439,235)
Intangible right to use:				
Equipment	(402,605)	(260,503)	465,555	(197,553)
Software	(271,411)	(128,383)	-	(399,794)
Total accumulated depreciation/amortization	<u>(26,134,577)</u>	<u>(1,562,152)</u>	<u>947,754</u>	<u>(26,748,975)</u>
Governmental activities capital assets, net	<u>\$ 17,587,037</u>	<u>\$ 1,455,176</u>	<u>\$ (875)</u>	<u>\$ 19,041,338</u>

**ONTARIO LOCAL SCHOOL DISTRICT  
RICHLAND COUNTY, OHIO**

NOTES TO THE BASIC FINANCIAL STATEMENTS  
FOR THE FISCAL YEAR ENDED JUNE 30, 2024

**NOTE 9 - CAPITAL ASSETS - (Continued)**

Depreciation/amortization expense was charged to governmental functions as follows:

<u>Instruction:</u>	
Regular	\$ 779,975
Special	35,597
Vocational	17,883
<u>Support services:</u>	
Pupil	37,944
Instructional staff	144,379
Administration	27,708
Fiscal	8,665
Operations and maintenance	98,895
Pupil transportation	158,014
<u>Operation of non-instructional services:</u>	
Other non-instructional services	6,707
Food service operations	78,840
Extracurricular activities	167,545
Total depreciation/amortization expense	<u>\$ 1,562,152</u>

**B. Business-Type Activities**

Capital asset activity for the business-type activities for the fiscal year ended June 30, 2024, was as follows:

	Balance			Balance
	<u>June 30, 2023</u>	<u>Additions</u>	<u>Deductions</u>	<u>June 30, 2024</u>
<b>Business-type activities:</b>				
Capital assets, being depreciated:				
Land improvements	\$ 11,300	\$ -	\$ -	\$ 11,300
Less: accumulated depreciation	<u>(10,643)</u>	<u>(657)</u>	<u>-</u>	<u>(11,300)</u>
Business-type activities capital assets, net	<u>\$ 657</u>	<u>\$ (657)</u>	<u>\$ -</u>	<u>\$ -</u>

**ONTARIO LOCAL SCHOOL DISTRICT  
RICHLAND COUNTY, OHIO**

NOTES TO THE BASIC FINANCIAL STATEMENTS  
FOR THE FISCAL YEAR ENDED JUNE 30, 2024

**NOTE 10 - LONG-TERM OBLIGATIONS**

- A. During the fiscal year 2024, the following activity occurred in governmental and business-type activities long-term obligations.

	Balance Outstanding June 30, 2023	Additions	Reductions	Balance Outstanding June 30, 2024	Amount Due in One Year
<b><u>Governmental activities:</u></b>					
<b><u>General obligation bonds:</u></b>					
Series 1999, Construction					
Current interest bonds	\$ 70,000	\$ -	\$ (70,000)	\$ -	\$ -
Series 2015, Refunding					
Current interest bonds	565,000	-	(565,000)	-	-
<b><u>Other long-term obligations:</u></b>					
Leases payable: Chromebooks	571,054	-	(192,659)	378,395	185,892
Leases payable: iPads	-	43,213	(9,158)	34,055	8,073
<b>Direct Borrowings:</b>					
Energy Conservation note 2012	391,000	-	(94,000)	297,000	97,000
Energy Conservation note 2014	246,953	-	(41,169)	205,784	40,340
Tax Anticipation Note	85,400	-	(42,222)	43,178	43,178
Energy Conservation					
Notes Payable	1,526,000	-	(142,000)	1,384,000	145,000
Note Payable - Bus Purchase	119,432	-	(119,432)	-	-
Note Payable - Financed purchase	-	1,510,000	-	1,510,000	78,000
Net OPEB liability	1,060,618	230,976	-	1,291,594	-
Net pension liability	18,900,959	223,073	(558,094)	18,565,938	-
Compensated absences	1,350,409	236,269	(97,898)	1,488,780	100,782
<b>Total</b>	<b><u>\$ 24,886,825</u></b>	<b><u>\$ 2,243,531</u></b>	<b><u>\$ (1,931,632)</u></b>	<b><u>\$ 25,198,724</u></b>	<b><u>\$ 698,265</u></b>
<b><u>Business-Type Activities</u></b>					
Net pension liability	\$ 18,361	\$ 664	\$ -	\$ 19,025	\$ -
Net OPEB liability	4,831	945	-	5,776	-
<b>Total Business Type Activities</b>	<b><u>\$ 23,192</u></b>	<b><u>\$ 1,609</u></b>	<b><u>\$ -</u></b>	<b><u>\$ 24,801</u></b>	<b><u>\$ -</u></b>

**Net Pension Liability:** The District's net pension liability is described in Note 13. The District pays obligations related to employee compensation from the fund benefitting from their service.

**Net OPEB Liability/Asset:** The District's net OPEB liability/asset is described in Note 14. The District pays obligations related to employee compensation from the fund benefitting from their service.

**Compensated absences:** Compensated absences for the governmental activities are paid primarily from the general fund and the food service fund (a nonmajor governmental fund). See Note 11 for detail on compensated absences.

**Leases Payable -** The District has entered into lease agreements for the use of right to use computer equipment. The District will report an intangible capital asset and corresponding liability for the future scheduled payments under the lease. The lease payments will be paid from the general fund and several nonmajor governmental funds.

**ONTARIO LOCAL SCHOOL DISTRICT  
RICHLAND COUNTY, OHIO**

NOTES TO THE BASIC FINANCIAL STATEMENTS  
FOR THE FISCAL YEAR ENDED JUNE 30, 2024

**NOTE 10 - LONG-TERM OBLIGATIONS - (Continued)**

The District has entered into lease agreements for Chromebook computer equipment and iPads with terms as follows:

<u>Company</u>	<u>Lease Commencement Date</u>	<u>Years</u>	<u>Lease End Date</u>	<u>Payment Method</u>
First American (Chromebooks)	June 15, 2023	3	September 1, 2026	Annual
First American (iPads)	September 13, 2023	5	September 1, 2028	Annual

The following is a schedule of future lease payments under the lease agreements:

<u>Fiscal Year</u>	<u>Principal</u>	<u>Interest</u>	<u>Total</u>
2025	\$ 193,965	\$ 14,670	\$ 208,635
2026	200,863	7,771	208,634
2027	8,657	627	9,284
2028	8,965	319	9,284
Total	<u>\$ 412,450</u>	<u>\$ 23,387</u>	<u>\$ 435,837</u>

- B. Series 1999 Construction Bonds** - During fiscal year 1999, the District issued \$21,249,985 in general obligation bonds (Series 1999 Construction bonds) to provide funds for various District building projects. These bonds are general obligations of the District for which the full faith and credit of the District is pledged for repayment. Payments of principal and interest relating to these bonds are recorded as expenditures in the debt service fund.

During fiscal year 2007 and 2006, \$4,020,000 and \$10,000,000, respectively, of the current interest bonds were refunded. The capital appreciation bonds were not refunded.

Interest payments on the current interest bonds are due on June 1 and December 1 of each year. The final maturity stated in the issue was December 1, 2023.

- C. Series 2015 Refunding Bonds** - On September 3, 2015, the District issued \$8,580,000 in general obligation bonds (Series 2015 Refunding Bonds) to refund \$8,695,000 of the Series 2006 Refunding current interest bonds. These bonds are general obligations of the District for which the full faith and credit of the District is pledged for repayment. Payments of principal and interest relating to these bonds are recorded as expenditures in the debt service fund.

Interest payments on the current interest bonds are due on June 1 and December 1 of each year. The final maturity stated in the issue was December 1, 2023.

- D.** On December 15, 2011, the District issued \$1,235,600 in energy conservation notes to upgrade the District facilities to reduce energy consumption. This is a direct borrowing through Capital One.

The following is a description of the energy conservation notes payable at June 30, 2024:

<u>Purpose</u>	<u>Interest Rate</u>	<u>Issue Date</u>	<u>Maturity Date</u>	<u>Balance June 30, 2023</u>	<u>Additions</u>	<u>Reductions</u>	<u>Balance June 30, 2024</u>
Energy conservation notes	3.55%	12/15/11	12/01/26	<u>\$ 391,000</u>	<u>\$ -</u>	<u>\$ (94,000)</u>	<u>\$ 297,000</u>

**ONTARIO LOCAL SCHOOL DISTRICT  
RICHLAND COUNTY, OHIO**

NOTES TO THE BASIC FINANCIAL STATEMENTS  
FOR THE FISCAL YEAR ENDED JUNE 30, 2024

**NOTE 10 - LONG-TERM OBLIGATIONS - (Continued)**

The following is a summary of the future annual debt service requirements to maturity for the energy conservation notes:

Fiscal Year Ended	Energy Conservation Notes		
	Principal	Interest	Total
2025	97,000	8,822	105,822
2026	100,000	5,325	105,325
2027	<u>100,000</u>	<u>1,775</u>	<u>101,775</u>
Total	<u>\$ 297,000</u>	<u>\$ 15,922</u>	<u>\$ 312,922</u>

- E. On April 10, 2014, the District entered into a House Bill 264 energy conservation note for \$590,747. This is a direct borrowing from the Department of Development, through the State of Ohio. Due to the COVID-19 crisis, the Ohio Department of Development did not collect the June 1, 2020 debt service payment and will extend the loan term.

The following is a description of the energy conservation notes payable at June 30, 2024:

Purpose	Interest Rate	Issue Date	Maturity Date	Balance			Balance June 30, 2024
				June 30, 2023	Additions	Reductions	
Energy conservation notes	1.00%	04/10/14	12/01/28	<u>\$ 246,953</u>	<u>\$ -</u>	<u>\$ (41,169)</u>	<u>\$ 205,784</u>

The following is a summary of the future annual debt service requirements to maturity for the energy conservation notes:

Fiscal Year Ended	Energy Conservation Notes		
	Principal	Interest	Total
2025	\$ 40,340	\$ 2,170	\$ 42,510
2026	40,744	1,765	42,509
2027	41,153	1,356	42,509
2028	41,566	994	42,560
2029	<u>41,981</u>	<u>527</u>	<u>42,508</u>
Total	<u>\$ 205,784</u>	<u>\$ 6,812</u>	<u>\$ 212,596</u>

- F. On May 17, 2018, the District entered into an energy conservation equipment note payable agreement for \$1,995,000. This is a direct borrowing through US Bancorp Government Leasing and Financing. The District refunded this note during fiscal year 2022. The 2022 note payable agreement is a direct borrowing through Sterling National Bank. Payments are made from the permanent improvement fund (a nonmajor governmental fund).

**ONTARIO LOCAL SCHOOL DISTRICT  
RICHLAND COUNTY, OHIO**

NOTES TO THE BASIC FINANCIAL STATEMENTS  
FOR THE FISCAL YEAR ENDED JUNE 30, 2024

**NOTE 10 - LONG-TERM OBLIGATIONS - (Continued)**

The following is a description of the note payable and refunding at June 30, 2024:

<u>Purpose</u>	<u>Interest Rate</u>	<u>Issue Date</u>	<u>Maturity Date</u>	<u>Balance June 30, 2023</u>	<u>Additions</u>	<u>Reductions</u>	<u>Balance June 30, 2024</u>
Note payable	1.39%	10/13/21	12/01/32	\$ 1,526,000	\$ -	\$ (142,000)	\$ 1,384,000

The following is a summary of the future annual debt service requirements to maturity for the note payable agreement:

<u>Year Ended</u>	<u>Principal</u>	<u>Interest</u>	<u>Total</u>
2025	\$ 145,000	\$ 18,230	\$ 163,230
2026	147,000	16,200	163,200
2027	150,000	14,136	164,136
2028	152,000	12,038	164,038
2029	154,000	9,910	163,910
2030 - 2033	<u>636,000</u>	<u>17,820</u>	<u>653,820</u>
Total	<u>\$ 1,384,000</u>	<u>\$ 88,334</u>	<u>\$ 1,472,334</u>

- G. On July 8, 2020, the District issued \$207,045 in tax anticipation notes in order to provided funds for parking lot improvements. The tax anticipation note bear an interest rate of 2.24%. The notes mature on June 1, 2025. Payments are due semi-annually on December 1 and June 1 from the permanent improvement fund (a nonmajor governmental fund).

The following is a description of the tax anticipation notes payable at June 30, 2024:

<u>Purpose</u>	<u>Interest Rate</u>	<u>Issue Date</u>	<u>Maturity Date</u>	<u>Balance June 30, 2023</u>	<u>Additions</u>	<u>Reductions</u>	<u>Balance June 30, 2024</u>
Tax Anticipation note	2.24%	7/8/2020	6/1/2025	\$ 85,400	\$ -	\$ (42,222)	\$ 43,178

<u>Fiscal Year Ended</u>	<u>Tax Anticipation Notes</u>		
	<u>Principal</u>	<u>Interest</u>	<u>Total</u>
2025	<u>43,178</u>	<u>727</u>	<u>43,905</u>
Total	<u>\$ 43,178</u>	<u>\$ 727</u>	<u>\$ 43,905</u>



**ONTARIO LOCAL SCHOOL DISTRICT  
RICHLAND COUNTY, OHIO**

NOTES TO THE BASIC FINANCIAL STATEMENTS  
FOR THE FISCAL YEAR ENDED JUNE 30, 2024

**NOTE 10 - LONG-TERM OBLIGATIONS - (Continued)**

H. On July 19, 2023, the District received \$1,510,000 in proceeds from a note payable – financed purchase to upgrade a pool filtration system, acquire bleachers, and make building weatherization improvements. Payments are due from the general fund.

The following is a description of the note payable – financed purchase at June 30, 2024:

<u>Purpose</u>	<u>Rate</u>	<u>Date</u>	<u>Date</u>	<u>June 30, 2023</u>	<u>Additions</u>	<u>Reductions</u>	<u>June 30, 2024</u>
Note payable -							
Financed purchase	3.20%	7/19/2023	7/1/2038	\$ -	\$ 1,510,000	\$ -	\$ 1,510,000

<u>Fiscal Year Ended</u>	<u>Note payable - financed purchase</u>		
	<u>Principal</u>	<u>Interest</u>	<u>Total</u>
2025	\$ 78,000	\$ 51,779	\$ 129,779
2026	81,000	48,981	129,981
2027	84,000	46,077	130,077
2028	87,000	43,067	130,067
2029	90,000	39,952	129,952
2030 - 2034	499,000	149,162	648,162
2035 - 2039	<u>591,000</u>	<u>53,486</u>	<u>644,486</u>
Total	<u>\$ 1,510,000</u>	<u>\$ 432,504</u>	<u>\$ 1,942,504</u>

**I. Legal Debt Margin**

The Ohio Revised Code provides that voted net general obligation debt of the District shall never exceed 9% of the total assessed valuation of the District. The code further provides that unvoted indebtedness shall not exceed 1/10 of 1% of the property valuation of the District. The code additionally states that unvoted indebtedness related to energy conservation debt shall not exceed 9/10 of 1% of the property valuation of the District. The assessed valuation used in determining the District’s legal debt margin has been modified by House Bill 530 which became effective March 30, 2006. In accordance with House Bill 530, the assessed valuation used in the District’s legal debt margin calculation excluded tangible personal property used in business, telephone or telegraph property, interexchange telecommunications company property and personal property owned or leased by a railroad company and used in railroad operations. The effects of these debt limitations at June 30, 2024, are a voted debt margin of \$38,272,380 (including available funds of \$146,686) and an unvoted debt margin of \$424,099.

**NOTE 11 - COMPENSATED ABSENCES**

The criteria for determining the vested vacation and sick leave components are derived from negotiated agreements and State laws. Classified employees earn 5 to 25 days of vacation per year, depending upon the length of service. Accumulated unused vacation time is paid to classified employees upon termination of employment. Administrators who are contracted to work 260 days in a year are given 20 days of vacation per year by contract. The vacation does not accrue. It is totally awarded at the beginning of the contract. Any unused vacation days at the end of the contract are forfeited. The only exception is the Central Office Administrators who are paid for up to 10 days of unused vacation at the end of their contract. The Superintendent is also allowed to carry over up to ten unused days of vacation from year to year. The teachers do not earn vacation.

Administrators, teachers and classified employees earn sick leave at a rate of one and one-fourth days per month. Sick leave may be accumulated up to 450 days. Upon retirement, payment is made based upon 22.22% of the accrued sick leave days.

**ONTARIO LOCAL SCHOOL DISTRICT  
RICHLAND COUNTY, OHIO**

NOTES TO THE BASIC FINANCIAL STATEMENTS  
FOR THE FISCAL YEAR ENDED JUNE 30, 2024

**NOTE 12 - RISK MANAGEMENT**

**A. Property, Fleet, and Liability Insurance**

The District is exposed to various risks of loss related to torts, theft of, damage to, and destruction of assets, errors and omissions, injuries to employees and natural disasters. During fiscal year 2024, the District contracted with The Ohio School Plan for property insurance coverage in the blanket amount of \$105,884,559 with agreed amount, 100% coinsurance, replacement cost endorsement and a \$2,500 deductible. Boiler and machinery coverage is also provided with blanket coverage in the amount of \$105,884,559 with a \$2,500 deductible.

Vehicles are covered by The Ohio School Plan and hold a \$250 deductible for comprehensive and \$500 for collision for autos and \$1,000 for buses. Automobile liability has a \$10,000,000 limit.

The Ohio School Plan also provides general liability coverage with a \$10,000,000 each occurrence limit and \$12,000,000 aggregate with no deductible.

The Ohio School Plan provides School Leaders Errors and Omissions liability coverage with a \$10,000,000 injury limit and a \$2,500 deductible.

The Ohio School Plan provides Employee Benefits Liability coverage on a claims made policy with a \$10,000,000 claim limit and \$12,000,000 aggregate limit with a \$2,500 deductible.

The Ohio School Plan also provides Sexual Misconduct and Molestation coverage on a occurrence form with \$10,000,000 limit and no deductible and provides employers' liability coverage in the amount of \$10,000,000 limit with no deductible.

The Ohio School Plan provides violence and cyber policies with a \$1,000,000 limit with no deductible for the Violence Policy and \$25,000 deductible for the Cyber Policy.

Ironshore Specialty Insurance Company provides a Pollution Policy with a \$1,000,000 limit and a \$25,000 deductible.

The District does not have any underground storage tanks, therefore, underground storage tanks leak insurance is not required.

Settled claims resulting from these risks have not exceeded commercial coverage in any of the past three fiscal years. There has been no significant reduction in amounts of insurance coverage from fiscal year 2023.

**B. Employee Dishonesty Bonds**

An employee blanket dishonesty bond in the total amount of \$100,000 is provided to cover all other employees of the District.

**ONTARIO LOCAL SCHOOL DISTRICT  
RICHLAND COUNTY, OHIO**

NOTES TO THE BASIC FINANCIAL STATEMENTS  
FOR THE FISCAL YEAR ENDED JUNE 30, 2024

**NOTE 12 - RISK MANAGEMENT - (Continued)**

**C. Worker's Compensation Group Retrospective Rating Plan**

For calendar year 2024, the District participated in the Worker's Compensation Group Retrospective Rating Plan sponsored by the Lima/Allen County Chamber of Commerce, a voluntary performance-based incentive program. The intent of the program is to reward participants that are able to keep their claims cost low. Districts continue to pay their individual premium directly to the Ohio Bureau of Workers' Compensation (BWC). Districts will then have future premium adjustments (refunds or assessments) at the end of each of the three evaluation periods. For the 2024 program, the evaluation periods will be January 2025, January 2026, and January 2027. Refunds or assessments will be calculated by the Ohio BWC, based on the pro-rata share of the districts individual premium compared to the overall program premium.

Participation in the Group Retrospective Rating Plan is limited to school districts that can meet the programs selection criteria. The firm of Sheakley provides administrative, cost control and actuarial services to the program.

**D. Employee Group Life, Medical, Dental, and Vision Insurance**

The District provides life insurance and accidental death and dismemberment insurance to all regular contracted employees through AUL Life Insurance Company in the amount of \$50,000. Administrators and central office personnel coverage is in the amount of \$125,000.

The District has elected to provide two options to the employees for health insurance coverage on a self-insured basis. Medical Mutual of Ohio located in Cleveland, Ohio administers the plans through the Ohio School Benefits Cooperative.

The first option is a Health Savings Account Plan with a \$1,700 single and \$3,400 family deductible. The total monthly premium for the HSA plan is \$824 for single coverage and \$2,274 for family coverage. The District contributes annually to the employee's HSA account in the amount of \$425 for single coverage and \$850 for family coverage. The District portion of the monthly premium is \$713 for single coverage and \$1,965 for family coverage which is paid out of the same fund that pays the salary for the employee. Through negotiations, the District's amounts are capped at 90% of premium increases up to the current trend increase. Any increase above trend is the employees' responsibility. The employee monthly portion of the premium is \$110 for single coverage and \$309 for family coverage which is withheld from their biweekly payroll. All staff eligible for insurance participate in this plan. Approximately 68% of the total staff participate in the insurance plan.

The second option is a Minimum Value Plan with a \$4,000 single and \$8,000 family deductible. Included in the plan is a prescription drug card with a \$10 copay for generic drugs, a \$50 copay for formulary drugs, and a \$100 copay for brand drugs. The total monthly premium for the MVP plan is \$1,227 for single coverage and \$3,309 for family coverage. The District portion of the monthly premium is \$752 for single coverage and \$0 for family coverage which is paid out of the same fund that pays the salary for the employee. Through negotiations, the District's amounts are capped at 80% of premium increases up to the current trend increase. Any increase above the trend is the employees' responsibility. The employee monthly portion of the premium is \$358 for single coverage and \$3,309 for family coverage which is withheld from their biweekly payroll. Currently, no staff participate in this plan.

The District provides dental coverage for its employees on a self-insured basis through Medical Mutual of Ohio. The total monthly premium is \$39 for single and \$105 for family coverage. The District's portion of the monthly premium is \$23 for single and \$67 for family coverage. These amounts are also capped at 65% of premium increases up to the current trend increase with any increase above the trend being the employee's responsibility. The employee portion of the monthly premium is \$16 for single and \$39 for family coverage which is withheld from their biweekly payroll.

**ONTARIO LOCAL SCHOOL DISTRICT  
RICHLAND COUNTY, OHIO**

NOTES TO THE BASIC FINANCIAL STATEMENTS  
FOR THE FISCAL YEAR ENDED JUNE 30, 2024

**NOTE 12 - RISK MANAGEMENT - (Continued)**

The District also provides vision coverage for its employees on a self-insured basis through Medical Mutual of Ohio. The total monthly premium is \$7 for single coverage and \$18 for family coverage. The District’s portion of the monthly premium is \$1 for single coverage and \$4 for family coverage. These amounts are capped at 48% of premium increases. The employee portion of the monthly premium is \$6 for single coverage and \$14 for family coverage which is withheld from their biweekly payroll.

As of June 1, 2014, the District became self-insured through Medical Mutual of Ohio. Premiums are paid into the Self-Insurance Fund by all other funds and are available to pay claims, claim reserves and administrative costs of the program. For fiscal year 2024, a total expense of \$510,582 was incurred in administrative costs. The liability for unpaid claims of \$280,680 reported at June 30, 2024 is based on the requirements of GASB Statement No. 10, “Accounting and Financial Reporting for Risk Financing and Related Insurance Issues”, as amended by GASB Statement No. 30, “Risk Financing Omnibus”, which requires that a liability for unpaid claims costs, including estimates of costs relating to incurred, but not reported claims, be accrued at the estimated ultimate cost of settling claims.

Changes in the fund’s claims liability amount was:

<u>Fiscal Year</u>	<u>Beginning Balance</u>	<u>Claims Incurred</u>	<u>Claims Payments</u>	<u>Ending Balance</u>
2024	\$ 161,331	\$ 2,326,475	\$ (2,207,126)	\$ 280,680
2023	225,186	2,173,617	(2,237,472)	161,331

**NOTE 13 - DEFINED BENEFIT PENSION PLANS**

The Statewide retirement systems provide both pension benefits and other postemployment benefits (OPEB).

***Net Pension Liability/Net OPEB Liability/Asset***

The net pension liability and the net OPEB liability/asset reported on the statement of net position represents a liability or asset to employees for pensions and OPEB, respectively.

Pensions and OPEB are a component of exchange transactions—between an employer and its employees—of salaries and benefits for employee services. Pensions/OPEB are provided to an employee—on a deferred-payment basis—as part of the total compensation package offered by an employer for employee services each financial period. The obligation to sacrifice resources for pensions is a present obligation because it was created as a result of employment exchanges that already have occurred.

The net pension/OPEB liability (asset) represent the District’s proportionate share of each pension/OPEB plan’s collective actuarial present value of projected benefit payments attributable to past periods of service, net of each pension/OPEB plan’s fiduciary net position. The net pension/OPEB liability (asset) calculation is dependent on critical long-term variables, including estimated average life expectancies, earnings on investments, cost of living adjustments and others. While these estimates use the best information available, unknowable future events require adjusting these estimates annually.

**ONTARIO LOCAL SCHOOL DISTRICT  
RICHLAND COUNTY, OHIO**

NOTES TO THE BASIC FINANCIAL STATEMENTS  
FOR THE FISCAL YEAR ENDED JUNE 30, 2024

**NOTE 13 - DEFINED BENEFIT PENSION PLANS - (Continued)**

The Ohio Revised Code limits the District’s obligation for this liability to annually required payments. The District cannot control benefit terms or the manner in which pensions/OPEB are financed; however, the District does receive the benefit of employees’ services in exchange for compensation including pension and OPEB.

GASB 68/75 assumes the liability is solely the obligation of the employer, because (1) they benefit from employee services; and (2) State statute requires funding to come from these employers. All pension contributions to date have come solely from these employers (which also includes pension costs paid in the form of withholdings from employees). The retirement systems may allocate a portion of the employer contributions to provide for these OPEB benefits. In addition, health care plan enrollees pay a portion of the health care costs in the form of a monthly premium. State statute requires the retirement systems to amortize unfunded pension liabilities within 30 years. If the pension amortization period exceeds 30 years, each retirement system’s board must propose corrective action to the State legislature. Any resulting legislative change to benefits or funding could significantly affect the net pension/OPEB liability (asset). Resulting adjustments to the net pension/OPEB liability (asset) would be effective when the changes are legally enforceable. The Ohio Revised Code permits, but does not require, the retirement systems to provide healthcare to eligible benefit recipients.

The remainder of this note includes the required pension disclosures. See Note 14 for the required OPEB disclosures.

The proportionate share of each plan’s unfunded benefits is presented as a long-term *net pension/OPEB liability (asset)* on the accrual basis of accounting. Any liability for the contractually required pension contribution outstanding at the end of the year is included in pension and postemployment benefits payable on both the accrual and modified accrual basis of accounting.

***Plan Description - School Employees Retirement System (SERS)***

Plan Description - The District’s non-teaching employees participate in SERS, a cost-sharing multiple-employer defined benefit pension plan administered by SERS. SERS provides retirement, disability and survivor benefits, annual cost-of-living adjustments, and death benefits to plan members and beneficiaries. Authority to establish and amend benefits is provided by Ohio Revised Code Chapter 3309. SERS issues a publicly available, stand-alone financial report that includes financial statements, required supplementary information and detailed information about SERS’ fiduciary net position. That report can be obtained by visiting the SERS website at [www.ohsers.org](http://www.ohsers.org) under Employers/Audit Resources.

Age and service requirements for retirement are as follows:

	Eligible to Retire on or before August 1, 2017 *	Eligible to Retire after August 1, 2017
Full benefits	Any age with 30 years of service credit	Age 67 with 10 years of service credit; or Age 57 with 30 years of service credit
Actuarially reduced benefits	Age 60 with 5 years of service credit; or Age 55 with 25 years of service credit	Age 62 with 10 years of service credit; or Age 60 with 25 years of service credit

\* Members with 25 years of service credit as of August 1, 2017 will be included in this plan.

Annual retirement benefits are calculated based on final average salary multiplied by a percentage that varies based on years of service; 2.2% for the first thirty years of service and 2.5% for years of service credit over 30. Final average salary is the average of the highest three years of salary.

**ONTARIO LOCAL SCHOOL DISTRICT  
RICHLAND COUNTY, OHIO**

NOTES TO THE BASIC FINANCIAL STATEMENTS  
FOR THE FISCAL YEAR ENDED JUNE 30, 2024

**NOTE 13 - DEFINED BENEFIT PENSION PLANS - (Continued)**

An individual whose benefit effective date is before April 1, 2018, is eligible for a cost-of-living adjustment (COLA) on the first anniversary date of the benefit. Beginning April 1, 2018, new benefit recipients must wait until the fourth anniversary of their benefit for COLA eligibility. The COLA is added each year to the base benefit amount on the anniversary date of the benefit. A three-year COLA suspension was in effect for all benefit recipients for the years 2018, 2019, and 2020. Upon resumption of the COLA, it will be indexed to the percentage increase in the CPI-W, not to exceed 2.5% and with a floor of 0%. In 2023, the Board of Trustees approved a 2.5% cost-of-living adjustment (COLA) for eligible retirees and beneficiaries in 2024.

Funding Policy - Plan members are required to contribute 10.00% of their annual covered salary and the District is required to contribute 14.00% of annual covered payroll. The contribution requirements of plan members and employers are established and may be amended by the SERS' Retirement Board up to statutory maximum amounts of 10.00% for plan members and 14.00% for employers. The Retirement Board, acting with the advice of the actuary, allocates the employer contribution rate among four of the System's funds (Pension Trust Fund, Death Benefit Fund, Medicare B Fund, and Health Care Fund). For the fiscal year ended June 30, 2024, the allocation to pension, death benefits, and Medicare B was 14.00%. For fiscal year 2024, the Retirement Board did not allocate any employer contribution to the Health Care Fund.

The District's contractually required contribution to SERS was \$451,639 for fiscal year 2024. Of this amount, \$43,823 is reported as pension and postemployment benefits payable.

***Plan Description - State Teachers Retirement System (STRS)***

Plan Description - Licensed teachers participate in STRS, a cost-sharing multiple-employer public employee retirement system administered by STRS. STRS provides retirement and disability benefits to members and death and survivor benefits to beneficiaries. STRS issues a stand-alone financial report that includes financial statements, required supplementary information and detailed information about STRS' fiduciary net position. That report can be obtained by writing to STRS, 275 E. Broad St., Columbus, OH 43215-3771, by calling (888) 227-7877, or by visiting the STRS website at [www.strsoh.org](http://www.strsoh.org).

New members have a choice of three retirement plans: a Defined Benefit (DB) Plan, a Defined Contribution (DC) Plan and a Combined (CO) Plan. Benefits are established by Ohio Revised Code Chapter 3307.

The DB plan offers an annual retirement allowance based on final average salary multiplied by a percentage that varies based on years of service. Effective August 1, 2015, the calculation is 2.20% of final average salary for the five highest years of earnings multiplied by all years of service. Eligibility changes will be phased in until August 1, 2023, when retirement eligibility for unreduced benefits will be five years of service credit and age 65, or 35 years of service credit and at least age 60.

Eligibility changes for DB Plan members who retire with actuarially reduced benefits will be phased in until August 1, 2023 when retirement eligibility will be five years of qualifying service credit and age 60, or 30 years of service credit regardless of age.

The DC Plan allows members to place all of their member contributions and 9.53% of the 14% employer contributions into an investment account. The member determines how to allocate the member and employer money among various investment choices offered by STRS. The remaining 4.47% of the 14% employer rate is allocated to the defined benefit unfunded liability. A member is eligible to receive a retirement benefit at age 50 and termination of employment. The member may elect to receive a lifetime monthly annuity or a lump sum withdrawal.

**ONTARIO LOCAL SCHOOL DISTRICT  
RICHLAND COUNTY, OHIO**

NOTES TO THE BASIC FINANCIAL STATEMENTS  
FOR THE FISCAL YEAR ENDED JUNE 30, 2024

**NOTE 13 - DEFINED BENEFIT PENSION PLANS - (Continued)**

The Combined Plan offers features of both the DB Plan and the DC Plan. In the Combined Plan, 12% of the 14% member rate goes to the DC Plan and the remaining 2% is applied to the DB Plan. Member contributions to the DC Plan are allocated among investment choices by the member, and contributions to the DB Plan from the employer and the member are used to fund the defined benefit payment at a reduced level from the regular DB Plan. The defined benefit portion of the Combined Plan payment is payable to a member on or after age 60 with five years of service. The defined contribution portion of the account may be taken as a lump sum payment or converted to a lifetime monthly annuity after termination of employment at age 50 and after termination of employment.

New members who choose the DC Plan or Combined Plan will have another opportunity to reselect a permanent plan during their fifth year of membership. Members may remain in the same plan or transfer to another STRS plan. The optional annuitization of a member's defined contribution account or the defined contribution portion of a member's Combined Plan account to a lifetime benefit results in STRS bearing the risk of investment gain or loss on the account. STRS has therefore included all three plan options as one defined benefit plan for GASB 68 reporting purposes.

A DB or Combined Plan member with five or more years of credited service, who is determined to be disabled, may qualify for a disability benefit. New members, on or after July 1, 2013, must have at least ten years of qualifying service credit to apply for disability benefits. Members in the DC Plan who become disabled are entitled only to their account balance. Eligible survivors of members who die before service retirement may qualify for monthly benefits. If a member of the DC Plan dies before retirement benefits begin, the member's designated beneficiary is entitled to receive the member's account balance.

Eligible survivors of members who die before service retirement may qualify for monthly benefits. If a member of the DC Plan dies before retirement benefits begin, the member's designated beneficiary is entitled to receive the member's account balance.

Funding Policy - Employer and member contribution rates are established by the State Teachers Retirement Board and limited by Chapter 3307 of the Ohio Revised Code. The fiscal year 2024 employer and employee contribution rate of 14% was equal to the statutory maximum rates. For fiscal year 2024, the full employer contribution was allocated to pension.

The District's contractually required contribution to STRS was \$1,314,405 for fiscal year 2024. Of this amount, \$230,348 is reported as pension and postemployment benefits payable.

***Net Pension Liabilities, Pension Expense, and Deferred Outflows of Resources and Deferred Inflows of Resources Related to Pensions***

The net pension liability was measured as of June 30, 2023, and the total pension liability used to calculate the net pension liability was determined by an actuarial valuation as of that date. The District's proportion of the net pension liability was based on the District's share of contributions to the pension plan relative to the contributions of all participating entities.

**ONTARIO LOCAL SCHOOL DISTRICT  
RICHLAND COUNTY, OHIO**

NOTES TO THE BASIC FINANCIAL STATEMENTS  
FOR THE FISCAL YEAR ENDED JUNE 30, 2024

**NOTE 13 - DEFINED BENEFIT PENSION PLANS - (Continued)**

Following is information related to the proportionate share and pension expense:

	<u>SERS</u>	<u>STRS</u>	<u>Total</u>
Proportion of the net pension liability prior measurement date	0.074867600%	0.066890750%	
Proportion of the net pension liability current measurement date	<u>0.077335000%</u>	<u>0.066458530%</u>	
Change in proportionate share	<u>0.002467400%</u>	<u>-0.000432220%</u>	
Proportionate share of the net pension liability	\$ 4,273,159	\$ 14,311,804	\$ 18,584,963
Pension expense	\$ 464,773	\$ 1,000,073	\$ 1,464,846

At June 30, 2024, the District reported deferred outflows of resources and deferred inflows of resources related to pensions from the following sources:

	<u>SERS</u>	<u>STRS</u>	<u>Total</u>
<b>Deferred outflows of resources</b>			
Differences between expected and actual experience	\$ 183,670	\$ 521,777	\$ 705,447
Changes of assumptions	30,270	1,178,655	1,208,925
Difference between employer contributions and proportionate share of contributions/ change in proportionate share	93,635	8,808	102,443
Contributions subsequent to the measurement date	<u>451,639</u>	<u>1,314,405</u>	<u>1,766,044</u>
Total deferred outflows of resources	<u>\$ 759,214</u>	<u>\$ 3,023,645</u>	<u>\$ 3,782,859</u>
<b>Deferred inflows of resources</b>			
Differences between expected and actual experience	\$ -	\$ 31,756	\$ 31,756
Net difference between projected and actual earnings on pension plan investments	60,061	42,892	102,953
Changes of assumptions	-	887,188	887,188
Difference between employer contributions and proportionate share of contributions/ change in proportionate share	<u>18,240</u>	<u>542,165</u>	<u>560,405</u>
Total deferred inflows of resources	<u>\$ 78,301</u>	<u>\$ 1,504,001</u>	<u>\$ 1,582,302</u>

\$1,766,044 reported as deferred outflows of resources related to pension resulting from District contributions subsequent to the measurement date will be recognized as a reduction of the net pension liability in the fiscal year ending June 30, 2025.



**ONTARIO LOCAL SCHOOL DISTRICT  
RICHLAND COUNTY, OHIO**

NOTES TO THE BASIC FINANCIAL STATEMENTS  
FOR THE FISCAL YEAR ENDED JUNE 30, 2024

**NOTE 13 - DEFINED BENEFIT PENSION PLANS - (Continued)**

Other amounts reported as deferred outflows of resources and deferred inflows of resources related to pension will be recognized in pension expense as follows:

Fiscal Year Ending June 30:	SERS	STRS	Total
2025	\$ 50,412	\$ (362,501)	\$ (312,089)
2026	(125,766)	(726,434)	(852,200)
2027	301,443	1,396,238	1,697,681
2028	3,185	(102,064)	(98,879)
Total	\$ 229,274	\$ 205,239	\$ 434,513

***Actuarial Assumptions - SERS***

SERS' total pension liability was determined by their actuaries in accordance with GASB Statement No. 67, as part of their annual actuarial valuation for each defined benefit retirement plan. Actuarial valuations of an ongoing plan involve estimates of the value of reported amounts (e.g., salaries, credited service) and assumptions about the probability of occurrence of events far into the future (e.g., mortality, disabilities, retirements, employment terminations). Actuarially determined amounts are subject to continual review and potential modifications, as actual results are compared with past expectations and new estimates are made about the future.

Projections of benefits for financial reporting purposes are based on the substantive plan (the plan as understood by the employers and plan members) and include the types of benefits provided at the time of each valuation and the historical pattern of sharing benefit costs between the employers and plan members to that point. The projection of benefits for financial reporting purposes does not explicitly incorporate the potential effects of legal or contractual funding limitations. Future benefits for all current plan members were projected through 2137.

Actuarial calculations reflect a long-term perspective. For a newly hired employee, actuarial calculations will take into account the employee's entire career with the employer and also take into consideration the benefits, if any, paid to the employee after termination of employment until the death of the employee and any applicable contingent annuitant. In many cases actuarial calculations reflect several decades of service with the employer and the payment of benefits after termination.

**ONTARIO LOCAL SCHOOL DISTRICT  
RICHLAND COUNTY, OHIO**

NOTES TO THE BASIC FINANCIAL STATEMENTS  
FOR THE FISCAL YEAR ENDED JUNE 30, 2024

**NOTE 13 - DEFINED BENEFIT PENSION PLANS - (Continued)**

Key methods and assumptions used in calculating the total pension liability in the latest actuarial valuation, prepared as of June 30, 2023 and June 30, 2022, are presented below:

Wage inflation:	
Current measurement date	2.40%
Prior measurement date	2.40%
Future salary increases, including inflation:	
Current measurement date	3.25% to 13.58%
Prior measurement date	3.25% to 13.58%
COLA or ad hoc COLA:	
Current measurement date	2.00%
Prior measurement date	2.00%
Investment rate of return:	
Current measurement date	7.00% net of system expenses
Prior measurement date	7.00% net of system expenses
Discount rate:	
Current measurement date	7.00%
Prior measurement date	7.00%
Actuarial cost method	Entry age normal (level percent of payroll)

In 2023, mortality rates were based on the PUB-2010 General Employee Amount Weighted Below Median Healthy Retiree mortality table projected to 2017 with ages set forward 1 year and adjusted 94.20% for males and set forward 2 years and adjusted 81.35% for females. Mortality among disabled members were based upon the PUB-2010 General Disabled Retiree mortality table projected to 2017 with ages set forward 5 years and adjusted 103.3% for males and set forward 3 years and adjusted 106.8% for females. Future improvement in mortality rates is reflected by applying the MP-2020 projection scale generationally.

In the prior measurement date, mortality rates were based on the PUB-2010 General Employee Amount Weight Below Median Healthy Retiree mortality table projected to 2017 with ages set forward 1 year and adjusted 94.20% for males and set forward 2 years and adjusted 81.35% for females. Mortality among disabled members were based upon the PUB-2010 General Disabled Retiree mortality table projected to 2017 with ages set forward 5 years and adjusted 103.3% for males and set forward 3 years and adjusted 106.8% for females. Future improvement in mortality rates is reflected by applying the MP-2020 projection scale generationally.

The most recent experience study was completed for the five-year period ended June 30, 2020.

The long-term return expectation for the Pension Plan Investments has been determined by using a building-block approach and assumes a time horizon, as defined in SERS' *Statement of Investment Policy*. Ohio Revised Code Section 3309.15 and the Board-adopted Investment Policy govern investment activity at SERS. A forecasted rate of inflation serves as the baseline for the return expectation. Various real return premiums over the baseline inflation rate have been established for each asset class. The long-term expected nominal rate of return has been determined by calculating a weighted average of the expected real return premiums for each asset class, adding the projected inflation rate, and adding the expected return from rebalancing uncorrelated asset classes.

**ONTARIO LOCAL SCHOOL DISTRICT  
RICHLAND COUNTY, OHIO**

NOTES TO THE BASIC FINANCIAL STATEMENTS  
FOR THE FISCAL YEAR ENDED JUNE 30, 2024

**NOTE 13 - DEFINED BENEFIT PENSION PLANS - (Continued)**

The target allocation and best estimates of arithmetic real rates of return for each major asset class are summarized in the following table:

<u>Asset Class</u>	<u>Target Allocation</u>	<u>Long-Term Expected Real Rate of Return</u>
Cash	2.00 %	0.75 %
US Equity	24.75	4.82
Non-US Equity Developed	13.50	5.19
Non-US Equity Emerging	6.75	5.98
Fixed Income/Global Bonds	19.00	2.24
Private Equity	12.00	7.49
Real Estate/Real Assets	17.00	3.70
Private Debt/Private Credit	5.00	5.64
Total	<u>100.00 %</u>	

**Discount Rate** - Total pension liability was calculated using the discount rate of 7.00%. The discount rate determination did not use a municipal bond rate. The projection of cash flows used to determine the discount rate assumed that employers would contribute the actuarially determined contribution rate of projected compensation over the remaining 21-year amortization period of the unfunded actuarial accrued liability. The actuarially determined contribution rate of fiscal year 2023 was 14%. Projected inflows from investment earnings were calculated using the long-term assumed investment rate of return, 7.00%. Based on those assumptions, the plan's fiduciary net position was projected to be available to make all future benefit payments of current plan members. Therefore, the long-term expected rate of return on pension plan investments was applied to all periods of projected benefits to determine the total pension liability. The annual money weighted rate of return, calculated as the internal rate of return on pension plan investments, for fiscal year 2023 was 6.90%.

**Sensitivity of the District's Proportionate Share of the Net Pension Liability to Changes in the Discount Rate** - Net pension liability is sensitive to changes in the discount rate, and to illustrate the potential impact the following table presents the net pension liability calculated using the discount rate of 7.00%, as well as what each plan's net pension liability would be if it were calculated using a discount rate that is one percentage point lower (6.00%), or one percentage point higher (8.00%) than the current rate.

	Current		
	<u>1% Decrease</u>	<u>Discount Rate</u>	<u>1% Increase</u>
District's proportionate share of the net pension liability	\$ 6,306,961	\$ 4,273,159	\$ 2,560,064

**ONTARIO LOCAL SCHOOL DISTRICT  
RICHLAND COUNTY, OHIO**

NOTES TO THE BASIC FINANCIAL STATEMENTS  
FOR THE FISCAL YEAR ENDED JUNE 30, 2024

**NOTE 13 - DEFINED BENEFIT PENSION PLANS - (Continued)**

***Actuarial Assumptions - STRS***

Key methods and assumptions used in the latest actuarial valuation, reflecting experience study results used in the June 30, 2023 and June 30, 2022, actuarial valuation are presented below:

	June 30, 2023	June 30, 2022
Inflation	2.50%	2.50%
Projected salary increases	Varies by service from 2.50% to 8.50%	Varies by service from 2.50% to 8.50%
Investment rate of return	7.00%, net of investment expenses, including inflation	7.00%, net of investment expenses, including inflation
Discount rate of return	7.00%	7.00%
Payroll increases	3.00%	3.00%
Cost-of-living adjustments (COLA)	0.00%	0.00%

For the June 30, 2023 actuarial valuation, post-retirement mortality rates are based on the Pub-2010 Teachers Healthy Annuitant Mortality Table, adjusted 110% for males, projected forward generationally using mortality improvement scale MP-2020. Pre-retirement mortality rates are based on Pub-2010 Teachers Employee Table adjusted 95% for females, projected forward generationally using mortality improvement scale MP-2020. Post-retirement disabled mortality rates are based on Pub-2010 Teachers Disabled Annuitant Table projected forward generationally using mortality improvement scale MP-2020.

For the prior measurement date, post-retirement mortality rates are based on the Pub-2010 Teachers Healthy Annuitant Mortality Table, adjusted 110% for males, projected forward generationally using mortality improvement scale MP-2020. Pre-retirement mortality rates are based on Pub-2010 Teachers Employee Table adjusted 95% for females, projected forward generationally using mortality improvement scale MP-2020. Post-retirement disabled mortality rates are based on Pub-2010 Teachers Disable Annuitant Table projected forward generationally using mortality improvement scale MP-2020.

Actuarial assumptions used in the June 30, 2023 valuation are based on the results of an actuarial experience study for the period July 1, 2015 through June 30, 2021. An actuarial experience study is done on a quinquennial basis.

STRS' investment consultant develops an estimate range for the investment return assumption based on the target allocation adopted by the Retirement Board. The target allocation and long-term expected rate of return for each major asset class are summarized as follows:

Asset Class	Target Allocation*	Long-Term Expected Real Rate of Return **
Domestic Equity	26.00 %	6.60 %
International Equity	22.00	6.80
Alternatives	19.00	7.38
Fixed Income	22.00	1.75
Real Estate	10.00	5.75
Liquidity Reserves	1.00	1.00
Total	<u>100.00 %</u>	

\* Final target weights reflected at October 1, 2022.

**ONTARIO LOCAL SCHOOL DISTRICT  
RICHLAND COUNTY, OHIO**

NOTES TO THE BASIC FINANCIAL STATEMENTS  
FOR THE FISCAL YEAR ENDED JUNE 30, 2024

**NOTE 13 - DEFINED BENEFIT PENSION PLANS - (Continued)**

\*\*10-Year annualized geometric nominal returns, which include the real rate of return and inflation of 2.25% and is net of investment expenses. Over a 30-year period, STRS' investment consultant indicates that the above target allocations should generate a return above the actuarial rate of return, without net value added by management.

**Discount Rate** - The discount rate used to measure the total pension liability was 7.00% as of June 30, 2023. The projection of cash flows used to determine the discount rate assumes that member and employer contributions will be made at the statutory contribution rates in accordance with the rates described previously. For this purpose, only employer contributions that are intended to fund benefits of current plan members and their beneficiaries are included. Based on those assumptions, STRS' fiduciary net position was projected to be available to make all projected future benefit payments to current plan members as of June 30, 2023. Therefore, the long-term expected rate of return on pension plan investments of 7.00% was applied to all periods of projected benefit payments to determine the total pension liability as of June 30, 2023.

**Sensitivity of the District's Proportionate Share of the Net Pension Liability to Changes in the Discount Rate** - The following table represents the net pension liability as of June 30, 2023, calculated using the current period discount rate assumption of 7.00%, as well as what the net pension liability would be if it were calculated using a discount rate that is one percentage point lower (6.00%) or one percentage point higher (8.00%) than the current assumption:

	1% Decrease	Current Discount Rate	1% Increase
District's proportionate share of the net pension liability	\$ 22,008,385	\$ 14,311,804	\$ 7,802,600

**Assumption and Benefit Changes Since the Prior Measurement Date** - The discount rate remained at 7.00% for June 30, 2023 valuation. Demographic assumptions were changed based on the actuarial experience study for the period July 1, 2015 through June 30, 2021.

**NOTE 14 - DEFINED BENEFIT OPEB PLANS**

**Net OPEB Liability/Asset**

See Note 13 for a description of the net OPEB liability (asset).

**Plan Description - School Employees Retirement System (SERS)**

**Health Care Plan Description** - The District contributes to the SERS Health Care Fund, administered by SERS for non-certificated retirees and their beneficiaries. For GASB 75 purposes, this plan is considered a cost-sharing other postemployment benefit (OPEB) plan. SERS' Health Care Plan provides healthcare benefits to eligible individuals receiving retirement, disability, and survivor benefits, and to their eligible dependents. Members who retire after June 1, 1986, need 10 years of service credit, exclusive of most types of purchased credit, to qualify to participate in SERS' health care coverage. In addition to age and service retirees, disability benefit recipients and beneficiaries who are receiving monthly benefits due to the death of a member or retiree, are eligible for SERS' health care coverage. Most retirees and dependents choosing SERS' health care coverage are over the age of 65 and therefore enrolled in a fully insured Medicare Advantage plan; however, SERS maintains a traditional, self-insured preferred provider organization for its non-Medicare retiree population. For both groups, SERS offers a self-insured prescription drug program. Health care is a benefit that is permitted, not mandated, by statute. The financial report of the Plan is included in the SERS Annual Comprehensive Financial Report which can be obtained on SERS' website at [www.ohsers.org](http://www.ohsers.org) under Employers/Audit Resources.

**ONTARIO LOCAL SCHOOL DISTRICT  
RICHLAND COUNTY, OHIO**

NOTES TO THE BASIC FINANCIAL STATEMENTS  
FOR THE FISCAL YEAR ENDED JUNE 30, 2024

**NOTE 14 - DEFINED BENEFIT OPEB PLANS - (Continued)**

Access to health care for retirees and beneficiaries is permitted in accordance with Section 3309 of the Ohio Revised Code. The Health Care Fund was established and is administered in accordance with Internal Revenue Code Section 105(e). SERS' Retirement Board reserves the right to change or discontinue any health plan or program. Active employee members do not contribute to the Health Care Plan. The SERS Retirement Board established the rules for the premiums paid by the retirees for health care coverage for themselves and their dependents or for their surviving beneficiaries. Premiums vary depending on the plan selected, qualified years of service, Medicare eligibility, and retirement status.

Funding Policy - State statute permits SERS to fund the health care benefits through employer contributions. Each year, after the allocation for statutorily required pensions and benefits, the Retirement Board may allocate the remainder of the employer contribution of 14% of covered payroll to the Health Care Fund in accordance with the funding policy. For the fiscal year ended June 30, 2024, SERS did not allocate any employer contributions to post-employment health care. An additional health care surcharge on employers is collected for employees earning less than an actuarially determined minimum compensation amount, pro-rated if less than a full year of service credit was earned. For fiscal year 2024, this amount was \$30,000. Statutes provide that no employer shall pay a health care surcharge greater than 2% of that employer's SERS-covered payroll; nor may SERS collect in aggregate more than 1.5% of the total statewide SERS-covered payroll for the health care surcharge. For fiscal year 2024, the District's surcharge obligation was \$52,460.

The surcharge added to the allocated portion of the 14% employer contribution rate is the total amount assigned to the Health Care Fund. The District's contractually required contribution to SERS was \$52,460 for fiscal year 2024. Of this amount, \$52,460 is reported as pension and postemployment benefits payable.

***Plan Description - State Teachers Retirement System (STRS)***

Plan Description - The State Teachers Retirement System of Ohio (STRS) administers a cost-sharing Health Plan administered for eligible retirees who participated in the defined benefit or combined pension plans offered by STRS. Ohio law authorizes STRS to offer this plan. Benefits include hospitalization, physicians' fees, prescription drugs and partial reimbursement of monthly Medicare Part B premiums. The Medicare Part B monthly reimbursement elimination date was postponed indefinitely. The Plan is included in the report of STRS which can be obtained by visiting [www.strsoh.org](http://www.strsoh.org) or by calling (888) 227-7877.

Funding Policy - Ohio Revised Code Chapter 3307 authorizes STRS to offer the Plan and gives the Retirement Board discretionary authority over how much, if any, of the health care costs will be absorbed by STRS. Active employee members do not contribute to the Health Care Plan. Nearly all health care plan enrollees, for the most recent year, pay a portion of the health care costs in the form of a monthly premium. Under Ohio law, funding for post-employment health care may be deducted from employer contributions, currently 14% of covered payroll. For the fiscal year ended June 30, 2024, STRS did not allocate any employer contributions to post-employment health care.

***Net OPEB Liabilities/Assets, OPEB Expense, and Deferred Outflows of Resources and Deferred Inflows of Resources Related to OPEB***

The net OPEB liability/asset was measured as of June 30, 2023, and the total OPEB liability/asset used to calculate the net OPEB liability/asset was determined by an actuarial valuation as of that date. The District's proportion of the net OPEB liability/asset was based on the District's share of contributions to the respective retirement systems relative to the contributions of all participating entities.

**ONTARIO LOCAL SCHOOL DISTRICT  
RICHLAND COUNTY, OHIO**

NOTES TO THE BASIC FINANCIAL STATEMENTS  
FOR THE FISCAL YEAR ENDED JUNE 30, 2024

**NOTE 14 - DEFINED BENEFIT OPEB PLANS - (Continued)**

Following is information related to the proportionate share and OPEB expense:

	<u>SERS</u>	<u>STRS</u>	<u>Total</u>
Proportion of the net OPEB liability/asset prior measurement date	0.075886100%	0.066890750%	
Proportion of the net OPEB liability/asset current measurement date	<u>0.078750400%</u>	<u>0.066458530%</u>	
Change in proportionate share	<u>0.002864300%</u>	<u>-0.000432220%</u>	
Proportionate share of the net OPEB liability	\$ 1,297,370	\$ -	\$ 1,297,370
Proportionate share of the net OPEB asset	\$ -	\$ (1,292,527)	\$ (1,292,527)
OPEB expense	\$ (149,055)	\$ (72,816)	\$ (221,871)

At June 30, 2024, the District reported deferred outflows of resources and deferred inflows of resources related to OPEB from the following sources:

	<u>SERS</u>	<u>STRS</u>	<u>Total</u>
<b>Deferred outflows of resources</b>			
Differences between expected and actual experience	\$ 2,703	\$ 2,015	\$ 4,718
Net difference between projected and actual earnings on OPEB plan investments	10,056	2,310	12,366
Changes of assumptions	438,679	190,407	629,086
Difference between employer contributions and proportionate share of contributions/ change in proportionate share	148,389	15,425	163,814
Contributions subsequent to the measurement date	<u>52,460</u>	<u>-</u>	<u>52,460</u>
Total deferred outflows of resources	<u>\$ 652,287</u>	<u>\$ 210,157</u>	<u>\$ 862,444</u>
	<u>SERS</u>	<u>STRS</u>	<u>Total</u>
<b>Deferred inflows of resources</b>			
Differences between expected and actual experience	\$ 669,103	\$ 197,146	\$ 866,249
Changes of assumptions	368,464	852,793	1,221,257
Difference between employer contributions and proportionate share of contributions/ change in proportionate share	<u>61,429</u>	<u>197</u>	<u>61,626</u>
Total deferred inflows of resources	<u>\$ 1,098,996</u>	<u>\$ 1,050,136</u>	<u>\$ 2,149,132</u>

**ONTARIO LOCAL SCHOOL DISTRICT  
RICHLAND COUNTY, OHIO**

NOTES TO THE BASIC FINANCIAL STATEMENTS  
FOR THE FISCAL YEAR ENDED JUNE 30, 2024

**NOTE 14 - DEFINED BENEFIT OPEB PLANS - (Continued)**

\$52,460 reported as deferred outflows of resources related to OPEB resulting from District contributions subsequent to the measurement date will be recognized as a reduction of the net OPEB liability/asset in the fiscal year ending June 30, 2025.

Other amounts reported as deferred outflows of resources and deferred inflows of resources related to OPEB will be recognized in OPEB expense as follows:

	SERS	STRS	Total
Fiscal Year Ending June 30:			
2025	\$ (184,011)	\$ (367,902)	\$ (551,913)
2026	(148,142)	(172,372)	(320,514)
2027	(88,736)	(65,750)	(154,486)
2028	(58,360)	(89,586)	(147,946)
2029	(43,639)	(81,951)	(125,590)
Thereafter	23,719	(62,418)	(38,699)
Total	\$ (499,169)	\$ (839,979)	\$ (1,339,148)

***Actuarial Assumptions - SERS***

The total OPEB liability is determined by SERS' actuaries in accordance with GASB Statement No. 74, as part of their annual actuarial valuation for each retirement plan. Actuarial valuations of an ongoing plan involve estimates of the value of reported amounts (e.g., salaries, credited service) and assumptions about the probability of occurrence of events far into the future (e.g., mortality, disabilities, retirements, employment terminations). Actuarially determined amounts are subject to continual review and potential modifications, as actual results are compared with past expectations and new estimates are made about the future.

Projections of benefits for financial reporting purposes are based on the substantive plan (the plan as understood by the employers and plan members) and include the types of benefits provided at the time of each valuation and the historical pattern of sharing benefit costs between the employers and plan members to that point. The projection of benefits for financial reporting purposes does not explicitly incorporate the potential effects of legal or contractual funding limitations.

Actuarial calculations reflect a long-term perspective. For a newly hired employee, actuarial calculations will take into account the employee's entire career with the employer and also take into consideration the benefits, if any, paid to the employee after termination of employment until the death of the employee and any applicable contingent annuitant. In many cases, actuarial calculations reflect several decades of service with the employer and the payment of benefits after termination.



**ONTARIO LOCAL SCHOOL DISTRICT  
RICHLAND COUNTY, OHIO**

NOTES TO THE BASIC FINANCIAL STATEMENTS  
FOR THE FISCAL YEAR ENDED JUNE 30, 2024

**NOTE 14 - DEFINED BENEFIT OPEB PLANS - (Continued)**

Key methods and assumptions used in calculating the total OPEB liability in the latest actuarial valuation date of June 30, 2023 and June 30, 2022 are presented below:

Wage inflation:	
Current measurement date	2.40%
Prior measurement date	2.40%
Future salary increases, including inflation:	
Current measurement date	3.25% to 13.58%
Prior measurement date	3.25% to 13.58%
Investment rate of return:	
Current measurement date	7.00% net of investment expense, including inflation
Prior measurement date	7.00% net of investment expense, including inflation
Municipal bond index rate:	
Current measurement date	3.86%
Prior measurement date	3.69%
Single equivalent interest rate, net of plan investment expense, including price inflation:	
Current measurement date	4.27%
Prior measurement date	4.08%
Medical trend assumption:	
Current measurement date	6.75 to 4.40%
Prior measurement date	7.00 to 4.40%

In 2023, the following mortality assumptions were used:

**Healthy Retirees** - PUB-2010 General Employee Amount Weighted Below Median Healthy Retiree mortality table projected to 2017 with ages set forward 1 year and adjusted 94.20% for males and set forward 2 years and adjusted 81.35% for females.

**Disabled Retirees** - PUB-2010 General Disabled Retiree mortality table projected to 2017 with ages set forward 5 years and adjusted 103.3% for males and set forward 3 years and adjusted 106.8% for females.

**Contingent Survivors** - PUB-2010 General Amount Weighted Below Median Contingent Survivor mortality table projected to 2017 with ages set forward 1 year and adjusted 105.5% for males and adjusted 122.5% for females.

**Actives** - PUB-2010 General Amount Weighted Below Median Employee mortality table.

**Mortality Projection** - Mortality rates are projected using a fully generational projection with Scale MP-2020.

In the prior measurement date, mortality rates were based on the PUB-2010 General Employee Amount Weighted Below Median Healthy Retiree mortality table projected to 2017 with ages set forward 1 year and adjusted 94.20% for males and set forward 2 years and adjusted 81.35% for females. Mortality among disabled members were based upon the PUB-2010 General Disabled Retiree mortality table projected to 2017 with ages set forward 5 years and adjusted 103.3% for males and set forward 3 years and adjusted 106.8% for females. Future improvement in mortality rates is reflected by applying the MP-2020 projection scale generationally.

**ONTARIO LOCAL SCHOOL DISTRICT  
RICHLAND COUNTY, OHIO**

NOTES TO THE BASIC FINANCIAL STATEMENTS  
FOR THE FISCAL YEAR ENDED JUNE 30, 2024

**NOTE 14 - DEFINED BENEFIT OPEB PLANS - (Continued)**

The most recent experience study was completed for the five-year period ended June 30, 2020.

The long-term expected rate of return is reviewed as part of the regular experience studies prepared every five years for SERS. The most recent five-year experience study was performed for the period covering fiscal years 2016 through 2020, and was adopted by the Board on April 15, 2021. Several factors are considered in evaluating the long-term rate of return assumption including long-term historical data, estimates inherent in current market data, and a long-normal distribution analysis in which best estimate ranges of expected future real rates of return (expected return, net of investment expense and inflation) were developed by the investment consultant for each major asset class. These ranges were combined to produce the long-term expected rate of return, 7.00%, by weighting the expected future real rates of return by the target asset allocation percentage and then adding expected inflation. The assumption is intended to be a long-term assumption and is not expected to change absent a significant change in the asset allocation, a change in the inflation assumption, or a fundamental change in the market that alters expected returns in future years.

The long-term expected nominal rate of return has been determined by calculating a weighted average of the expected real return premiums for each asset class, adding the projected inflation rate, and adding the expected return from rebalancing uncorrelated asset classes.

The target asset allocation and best estimates of arithmetic real rates of return for each major asset class are summarized as follows:

<u>Asset Class</u>	<u>Target Allocation</u>	<u>Long-Term Expected Real Rate of Return</u>
Cash	2.00 %	0.75 %
US Equity	24.75	4.82
Non-US Equity Developed	13.50	5.19
Non-US Equity Emerging	6.75	5.98
Fixed Income/Global Bonds	19.00	2.24
Private Equity	12.00	7.49
Real Estate/Real Assets	17.00	3.70
Private Debt/Private Credit	5.00	5.64
Total	<u>100.00 %</u>	

**Discount Rate** - The discount rate used to measure the total OPEB liability at June 30, 2023, was 4.27%. The discount rate used to measure total OPEB liability prior to June 30, 2023, was 4.08%. The projection of cash flows used to determine the discount rate assumed that contributions will be made from members and the System at the contribution rate of 1.50% of projected covered payroll each year, which includes a 1.50% payroll surcharge and no contributions from the basic benefits plan. Based on these assumptions, the OPEB plan's fiduciary net position is projected to be depleted in 2048 by SERS' actuaries. The Fidelity General Obligation 20-year Municipal Bond Index Rate was used in the determination of the single equivalent interest rate for both the June 30, 2022 and the June 30, 2023 total OPEB liability. The Municipal Bond Index Rate is the single rate that will generate a present value of benefit payments equal to the sum of the present value determined by the long-term expected rate of return, and the present value determined by discounting those benefits after the date of depletion. The Municipal Bond Index Rate was 3.86% at June 30, 2023 and 3.69% at June 30, 2022.

**ONTARIO LOCAL SCHOOL DISTRICT  
RICHLAND COUNTY, OHIO**

NOTES TO THE BASIC FINANCIAL STATEMENTS  
FOR THE FISCAL YEAR ENDED JUNE 30, 2024

**NOTE 14 - DEFINED BENEFIT OPEB PLANS - (Continued)**

***Sensitivity of the District's Proportionate Share of the Net OPEB Liability to Changes in the Discount Rate and Changes in the Health Care Cost Trend Rates*** - The net OPEB liability is sensitive to changes in the discount rate and the health care cost trend rate. The following table presents the net OPEB liability, what the net OPEB liability would be if it were calculated using a discount rate that is 1 percentage point lower (3.27%) and higher (5.27%) than the current discount rate (4.27%). Also shown is what the net OPEB liability would be based on health care cost trend rates that are 1 percentage point lower (5.75% decreasing to 3.40%) and higher (7.75% decreasing to 5.40%) than the current rate (6.75% decreasing to 4.40%).

	1% Decrease	Current Discount Rate	1% Increase
District's proportionate share of the net OPEB liability	\$ 1,658,410	\$ 1,297,370	\$ 1,012,675

	1% Decrease	Current Trend Rate	1% Increase
District's proportionate share of the net OPEB liability	\$ 953,133	\$ 1,297,370	\$ 1,753,530

***Actuarial Assumptions - STRS***

Key methods and assumptions used in the latest actuarial valuation, reflecting experience study results used in the June 30, 2023 actuarial valuation, compared with June 30, 2022 actuarial valuation, are presented below:

	June 30, 2023		June 30, 2022	
Inflation	2.50%		2.50%	
Projected salary increases	Varies by service from 2.50% to 8.50%		Varies by service from 2.50% to 8.50%	
Investment rate of return	7.00%, net of investment expenses, including inflation		7.00%, net of investment expenses, including inflation	
Payroll increases	3.00%		3.00%	
Cost-of-living adjustments (COLA)	0.00%		0.00%	
Discount rate of return	7.00%		7.00%	
Blended discount rate of return	N/A		N/A	
Health care cost trends				
	Initial	Ultimate	Initial	Ultimate
Medical				
Pre-Medicare	7.50%	4.14%	7.50%	3.94%
Medicare	-10.94%	4.14%	-68.78%	3.94%
Prescription Drug				
Pre-Medicare	-11.95%	4.14%	9.00%	3.94%
Medicare	1.33%	4.14%	-5.47%	3.94%

Projections of benefits include the historical pattern of sharing benefit costs between the employers and retired plan members.

**ONTARIO LOCAL SCHOOL DISTRICT  
RICHLAND COUNTY, OHIO**

NOTES TO THE BASIC FINANCIAL STATEMENTS  
FOR THE FISCAL YEAR ENDED JUNE 30, 2024

**NOTE 14 - DEFINED BENEFIT OPEB PLANS - (Continued)**

For the June 30, 2023 actuarial valuation, for healthy retirees the post-retirement mortality rates are based on the Pub-2010 Teachers Healthy Annuitant Mortality Table, adjusted 110% for males, projected forward generationally using mortality improvement scale MP-2020; pre-retirement mortality rates are based on Pub-2010 Teachers Employee Table adjusted 95% for females, projected forward generationally using mortality improvement scale MP-2020. For disabled retirees, mortality rates are based on the Pub-2010 Teachers Disabled Annuitant Table projected forward generationally using mortality improvement scale MP-2020.

For the prior measurement date, for healthy retirees the post-retirement mortality rates are based on the Pub-2010 Teachers Healthy Annuitant Mortality Table, adjusted 110% for males, projected forward generationally using mortality improvement scale MP-2020; pre-retirement mortality rates are based on Pub-2010 Teachers Employee Table adjusted 95% for females, projected forward generationally using mortality improvement scale MP-2020. For disabled retirees, mortality rates are based on the Pub-2010 Teachers Disabled Annuitant Table projected forward generationally using mortality improvement scale MP-2020.

Actuarial assumptions used in the June 30, 2023 valuation are based on the results of an actuarial experience study for the period July 1, 2015 through June 30, 2021. An actuarial experience study is done on a quinquennial basis.

**Assumption Changes Since the Prior Measurement Date** - The discount rate remained unchanged at 7.00% for the June 30, 2023 valuation.

**Benefit Term Changes Since the Prior Measurement Date** - Healthcare trends were updated to reflect emerging claims and recoveries experience as well as benefit changes effective January 1, 2024.

STRS' investment consultant develops an estimate range for the investment return assumption based on the target allocation adopted by the Retirement Board. The target allocation and long-term expected rate of return for each major asset class are summarized as follows:

Asset Class	Target Allocation*	Long-Term Expected Real Rate of Return **
Domestic Equity	26.00 %	6.60 %
International Equity	22.00	6.80
Alternatives	19.00	7.38
Fixed Income	22.00	1.75
Real Estate	10.00	5.75
Liquidity Reserves	1.00	1.00
Total	<u>100.00 %</u>	

\* Final target weights reflected at October 1, 2022.

\*\*10-Year annualized geometric nominal returns, which include the real rate of return and inflation of 2.25% and is net of investment expenses. Over a 30-year period, STRS' investment consultant indicates that the above target allocations should generate a return above the actuarial rate of return, without net value added by management.

**Discount Rate** - The discount rate used to measure the total OPEB liability was 7.00% as of June 30, 2023. The projection of cash flows used to determine the discount rate assumed STRS continues to allocate no employer contributions to the health care fund. Based on those assumptions, the OPEB plan's fiduciary net position was projected to be available to make all projected future benefit payments to current plan members as of June 30, 2023. Therefore, the long-term expected rate of return on health care fund investments of 7.00% was applied to all periods of projected health care costs to determine the total OPEB liability as of June 30, 2023.

**ONTARIO LOCAL SCHOOL DISTRICT  
RICHLAND COUNTY, OHIO**

NOTES TO THE BASIC FINANCIAL STATEMENTS  
FOR THE FISCAL YEAR ENDED JUNE 30, 2024

**NOTE 14 - DEFINED BENEFIT OPEB PLANS - (Continued)**

*Sensitivity of the District's Proportionate Share of the Net OPEB Asset to Changes in the Discount and Health Care Cost Trend Rate* - The following table represents the net OPEB asset as of June 30, 2023, calculated using the current period discount rate assumption of 7.00%, as well as what the net OPEB asset would be if it were calculated using a discount rate that is one percentage point lower (6.00%) or one percentage point higher (8.00%) than the current assumption. Also shown is the net OPEB asset as if it were calculated using health care cost trend rates that are one percentage point lower or one percentage point higher than the current health care cost trend rates.

	1% Decrease	Current Discount Rate	1% Increase
District's proportionate share of the net OPEB asset	\$ 1,093,955	\$ 1,292,527	\$ 1,465,462
	1% Decrease	Current Trend Rate	1% Increase
District's proportionate share of the net OPEB asset	\$ 1,473,487	\$ 1,292,527	\$ 1,074,563

**NOTE 15 - CONTINGENCIES**

**A. Grants**

The District receives significant financial assistance from numerous federal, State and local agencies in the form of grants. The disbursement of funds received under these programs generally requires compliance with terms and conditions specified in the grant agreements and are subject to audit by the grantor agencies. Any disallowed claims resulting from such audits could become a liability of the District. However, in the opinion of management, any such disallowed claims will not have a material effect on the financial position of the District.

**B. Litigation**

The District is involved in no material litigation as either a plaintiff or defendant.

**ONTARIO LOCAL SCHOOL DISTRICT  
RICHLAND COUNTY, OHIO**

NOTES TO THE BASIC FINANCIAL STATEMENTS  
FOR THE FISCAL YEAR ENDED JUNE 30, 2024

**NOTE 16 - STATUTORY RESERVES**

The District is required by State law to set-aside certain general fund revenue amounts, as defined by statute, into the capital improvement reserve. This reserve is calculated and presented on a cash basis. During the fiscal year ended June 30, 2024, the reserve activity was as follows:

	<u>Capital Improvements</u>
Set-aside reserve balance June 30, 2023	\$ -
Current year set-aside requirement	412,984
Current year qualifying expenditures	<u>(836,684)</u>
Total	<u>\$ (423,700)</u>
Balance carried forward to fiscal year 2025	<u>\$ -</u>
Set-aside reserve balance June 30, 2024	<u><u>\$ -</u></u>

Expenditures exceeding the set-aside requirement may not be carried forward to the next fiscal year.

**NOTE 17 - COMMITMENTS**

**A. Contractual Commitments**

As of June 30, 2024, the District had the following contractual commitment outstanding related to District projects and purchases:

<u>Vendor</u>	<u>Amount of Contract</u>	<u>Amount Paid as of 6/30/2024</u>	<u>Remaining Commitment 6/30/2024</u>
Veregy	<u>\$ 1,949,503</u>	<u>\$ 1,612,458</u>	<u>\$ 337,045</u>
Total	<u>\$ 1,949,503</u>	<u>\$ 1,612,458</u>	<u>\$ 337,045</u>

**B. Other Commitments**

The District utilizes encumbrance accounting as part of its budgetary controls. Encumbrances outstanding at year end may be reported as part of restricted, committed, or assigned classifications of fund balance. At year end, the District's commitment for encumbrances in the governmental funds were as follows:

<u>Fund</u>	<u>Year-End Encumbrances</u>
Nonmajor governmental	<u>\$ 73,792</u>
Total	<u><u>\$ 73,792</u></u>

REQUIRED SUPPLEMENTARY INFORMATION

**ONTARIO LOCAL SCHOOL DISTRICT  
RICHLAND, OHIO**

SCHEDULE OF REVENUES, EXPENDITURES AND CHANGES IN  
FUND BALANCE - BUDGET AND ACTUAL (NON-GAAP BUDGETARY BASIS)  
GENERAL FUND  
FOR THE FISCAL YEAR ENDED JUNE 30, 2024

	<u>Budgeted Amounts</u>		<u>Actual Amounts Budgetary Basis</u>	<u>Variance with Final Budget - over (under) Actual Amounts</u>
	<u>Original</u>	<u>Final</u>		
Budgetary revenues and other financing sources	\$ 21,895,375	\$ 21,727,053	\$ 22,303,043	\$ 575,990
Budgetary expenditures and other financing uses	<u>20,869,274</u>	<u>21,157,540</u>	<u>20,828,769</u>	<u>(328,771)</u>
Net change in fund balance	1,026,101	569,513	1,474,274	904,761
<b>Budgetary fund balance at beginning of year</b>	8,615,874	8,615,874	8,615,874	-
<b>Prior year encumbrances appropriated</b>	<u>8,965</u>	<u>8,965</u>	<u>8,965</u>	<u>-</u>
<b>Budgetary fund balance at end of year</b>	<u>\$ 9,650,940</u>	<u>\$ 9,194,352</u>	<u>\$ 10,099,113</u>	<u>\$ 904,761</u>

SEE ACCOMPANYING NOTES TO THE REQUIRED SUPPLEMENTARY INFORMATION



**ONTARIO LOCAL SCHOOL DISTRICT  
RICHLAND COUNTY, OHIO**

SCHEDULES OF THE REQUIRED SUPPLEMENTARY INFORMATION

SCHEDULE OF THE DISTRICT'S PROPORTIONATE SHARE OF  
THE NET PENSION LIABILITY AND  
DISTRICT PENSION CONTRIBUTIONS  
SCHOOL EMPLOYEES RETIREMENT SYSTEM (SERS) OF OHIO

LAST TEN FISCAL YEARS

Fiscal Year (1)	District's Proportion of the Net Pension Liability	District's Proportionate Share of the Net Pension Liability	District's Covered Payroll	District's Proportionate Share of the Net Pension Liability as a Percentage of its Covered Payroll	Plan Fiduciary Net Position as a Percentage of the Total Pension Liability
2024	0.077335000%	\$ 4,273,159	\$ 3,046,729	140.25%	76.06%
2023	0.074867600%	4,049,422	2,877,950	140.71%	75.82%
2022	0.076047900%	2,805,947	2,636,114	106.44%	82.86%
2021	0.072888200%	4,820,979	2,588,886	186.22%	68.55%
2020	0.070366400%	4,210,145	2,389,333	176.21%	70.85%
2019	0.069224300%	3,964,604	2,426,644	163.38%	71.36%
2018	0.074650700%	4,460,214	2,338,636	190.72%	69.50%
2017	0.074055600%	5,420,187	2,359,250	229.74%	62.98%
2016	0.075676200%	4,318,157	2,419,992	178.44%	69.16%
2015	0.072092000%	3,648,535	2,116,003	172.43%	71.70%

Fiscal Year	Contractually Required Contributions	Contributions in Relation to the Contractually Required Contributions	Contribution Deficiency (Excess)	District's Covered Payroll	Contributions as a Percentage of Covered Payroll
2024	\$ 451,639	\$ (451,639)	\$ -	\$ 3,225,993	14.00%
2023	426,542	(426,542)	-	3,046,729	14.00%
2022	402,913	(402,913)	-	2,877,950	14.00%
2021	369,056	(369,056)	-	2,636,114	14.00%
2020	362,444	(362,444)	-	2,588,886	14.00%
2019	322,560	(322,560)	-	2,389,333	13.50%
2018	327,597	(327,597)	-	2,426,644	13.50%
2017	327,409	(327,409)	-	2,338,636	14.00%
2016	330,295	(330,295)	-	2,359,250	14.00%
2015	318,955	(318,955)	-	2,419,992	13.18%

(1) Amounts presented for each fiscal year were determined as of the District's measurement date which is the prior year-end.

SEE ACCOMPANYING NOTES TO THE REQUIRED SUPPLEMENTARY INFORMATION

**ONTARIO LOCAL SCHOOL DISTRICT  
RICHLAND COUNTY, OHIO**

SCHEDULES OF THE REQUIRED SUPPLEMENTARY INFORMATION

SCHEDULE OF THE DISTRICT'S PROPORTIONATE SHARE OF  
THE NET PENSION LIABILITY AND  
DISTRICT PENSION CONTRIBUTIONS  
STATE TEACHERS RETIREMENT SYSTEM (STRS) OF OHIO

LAST TEN FISCAL YEARS

<b>Fiscal Year (1)</b>	<b>District's Proportion of the Net Pension Liability</b>	<b>District's Proportionate Share of the Net Pension Liability</b>	<b>District's Covered Payroll</b>	<b>District's Proportionate Share of the Net Pension Liability as a Percentage of its Covered Payroll</b>	<b>Plan Fiduciary Net Position as a Percentage of the Total Pension Liability</b>
2024	0.066458530%	\$ 14,311,804	\$ 9,131,557	156.73%	80.02%
2023	0.066890750%	14,869,898	8,567,829	173.56%	78.88%
2022	0.070169400%	8,971,788	8,729,243	102.78%	87.78%
2021	0.070744040%	17,117,540	8,503,543	201.30%	75.48%
2020	0.070310630%	15,548,773	8,258,743	188.27%	77.40%
2019	0.069106960%	15,195,069	7,910,414	192.09%	77.31%
2018	0.067553790%	16,047,548	7,430,950	215.96%	75.30%
2017	0.069868840%	23,387,207	7,496,614	311.97%	66.80%
2016	0.071744640%	19,828,120	7,567,136	262.03%	72.10%
2015	0.071865590%	17,480,199	7,907,500	221.06%	74.70%

<b>Fiscal Year</b>	<b>Contractually Required Contributions</b>	<b>Contributions in Relation to the Contractually Required Contributions</b>	<b>Contribution Deficiency (Excess)</b>	<b>District's Covered Payroll</b>	<b>Contributions as a Percentage of Covered Payroll</b>
2024	\$ 1,314,405	\$ (1,314,405)	\$ -	\$ 9,388,607	14.00%
2023	1,278,418	(1,278,418)	-	9,131,557	14.00%
2022	1,199,496	(1,199,496)	-	8,567,829	14.00%
2021	1,222,094	(1,222,094)	-	8,729,243	14.00%
2020	1,190,496	(1,190,496)	-	8,503,543	14.00%
2019	1,156,224	(1,156,224)	-	8,258,743	14.00%
2018	1,107,458	(1,107,458)	-	7,910,414	14.00%
2017	1,040,333	(1,040,333)	-	7,430,950	14.00%
2016	1,049,526	(1,049,526)	-	7,496,614	14.00%
2015	1,059,399	(1,059,399)	-	7,567,136	14.00%

(1) Amounts presented for each fiscal year were determined as of the District's measurement date which is the prior year-end.

SEE ACCOMPANYING NOTES TO THE REQUIRED SUPPLEMENTARY INFORMATION

**ONTARIO LOCAL SCHOOL DISTRICT  
RICHLAND COUNTY, OHIO**

SCHEDULES OF THE REQUIRED SUPPLEMENTARY INFORMATION

SCHEDULE OF THE DISTRICT'S PROPORTIONATE SHARE OF  
THE NET OPEB LIABILITY AND  
DISTRICT OPEB CONTRIBUTIONS  
SCHOOL EMPLOYEES RETIREMENT SYSTEM (SERS) OF OHIO

LAST EIGHT AND TEN FISCAL YEARS

Fiscal Year (1) (2)	District's Proportion of the Net OPEB Liability	District's Proportionate Share of the Net OPEB Liability	District's Covered Payroll	District's Proportionate Share of the Net OPEB Liability as a Percentage of its Covered Payroll	Plan Fiduciary Net Position as a Percentage of the Total OPEB Liability
2024	0.078750400%	\$ 1,297,370	\$ 3,046,729	42.58%	30.02%
2023	0.075886100%	1,065,449	2,877,950	37.02%	30.34%
2022	0.077444800%	1,465,706	2,636,114	55.60%	24.08%
2021	0.074925200%	1,628,370	2,588,886	62.90%	18.17%
2020	0.071586700%	1,800,255	2,389,333	75.35%	15.57%
2019	0.070194700%	1,947,391	2,426,644	80.25%	13.57%
2018	0.075684100%	2,031,162	2,338,636	86.85%	12.46%
2017	0.074401110%	2,120,707	2,359,250	89.89%	11.49%

Fiscal Year	Contractually Required Contributions	Contributions in Relation to the Contractually Required Contributions	Contribution Deficiency (Excess)	District's Covered Payroll	Contributions as a Percentage of Covered Payroll
2024	\$ 52,460	\$ (52,460)	\$ -	\$ 3,225,993	1.63%
2023	53,103	(53,103)	-	3,046,729	1.74%
2022	46,148	(46,148)	-	2,877,950	1.60%
2021	45,270	(45,270)	-	2,636,114	1.72%
2020	44,772	(44,772)	-	2,588,886	1.73%
2019	49,947	(49,947)	-	2,389,333	2.09%
2018	40,718	(40,718)	-	2,426,644	1.68%
2017	35,100	(35,100)	-	2,338,636	1.50%
2016	34,875	(34,875)	-	2,359,250	1.48%
2015	52,326	(52,326)	-	2,419,992	2.16%

(1) Amounts presented for each fiscal year were determined as of the District's measurement date which is the prior year-end.

(2) Information prior to 2017 is not available. Schedule is intended to show information for 10 years.

Additional years will be displayed as they become available.

SEE ACCOMPANYING NOTES TO THE REQUIRED SUPPLEMENTARY INFORMATION

**ONTARIO LOCAL SCHOOL DISTRICT  
RICHLAND COUNTY, OHIO**

SCHEDULES OF THE REQUIRED SUPPLEMENTARY INFORMATION

SCHEDULE OF THE DISTRICT'S PROPORTIONATE SHARE OF  
THE NET OPEB LIABILITY/(ASSET) AND  
DISTRICT OPEB CONTRIBUTIONS  
STATE TEACHERS RETIREMENT SYSTEM (STRS) OF OHIO

LAST EIGHT AND TEN FISCAL YEARS

Fiscal Year (1) (2)	District's Proportion of the Net OPEB Liability/(Asset)	District's Proportionate Share of the Net OPEB Liability/(Asset)	District's Covered Payroll	District's Proportionate Share of the Net OPEB Liability/(Asset) as a Percentage of its Covered Payroll	Plan Fiduciary Net Position as a Percentage of the Total OPEB Liability/(Asset)
2024	0.066458530%	\$ (1,292,527)	\$ 9,131,557	14.15%	168.52%
2023	0.066890750%	(1,732,024)	8,567,829	20.22%	230.73%
2022	0.070169400%	(1,479,464)	8,729,243	16.95%	174.73%
2021	0.070744040%	(1,243,326)	8,503,543	14.62%	182.10%
2020	0.070310630%	(1,164,513)	8,258,743	14.10%	174.74%
2019	0.069106960%	(1,110,478)	7,910,414	14.04%	176.00%
2018	0.067553790%	2,635,700	7,430,950	35.47%	47.10%
2017	0.069868840%	3,736,604	7,496,614	49.84%	37.30%

Fiscal Year	Contractually Required Contributions	Contributions in Relation to the Contractually Required Contributions	Contribution Deficiency (Excess)	District's Covered Payroll	Contributions as a Percentage of Covered Payroll
2024	\$ -	\$ -	\$ -	\$ 9,388,607	0.00%
2023	-	-	-	9,131,557	0.00%
2022	-	-	-	8,567,829	0.00%
2021	-	-	-	8,729,243	0.00%
2020	-	-	-	8,503,543	0.00%
2019	-	-	-	8,258,743	0.00%
2018	-	-	-	7,910,414	0.00%
2017	-	-	-	7,430,950	0.00%
2016	-	-	-	7,496,614	0.00%
2015	-	-	-	7,567,136	0.00%

(1) Amounts presented for each fiscal year were determined as of the District's measurement date which is the prior year-end.

(2) Information prior to 2017 is not available. Schedule is intended to show information for 10 years.

Additional years will be displayed as they become available.

SEE ACCOMPANYING NOTES TO THE REQUIRED SUPPLEMENTARY INFORMATION

**ONTARIO LOCAL SCHOOL DISTRICT  
RICHLAND COUNTY, OHIO**

NOTES TO THE REQUIRED SUPPLEMENTARY INFORMATION  
FOR THE FISCAL YEAR ENDED JUNE 30, 2024

**NOTE 1 - BUDGETARY PROCESS**

While reporting financial position, results of operations, and changes in fund balance on the basis of generally accepted accounting principles (GAAP), the budgetary basis as provided by law is based upon accounting for certain transactions on a basis of cash receipts and disbursements.

The statement of revenue, expenditures and changes in fund balance - budget and actual (non-GAAP budgetary basis) presented for the general fund is presented on the budgetary basis to provide a meaningful comparison of actual results with the budget. The major differences between the budget basis and the GAAP basis are that:

- (a) Revenues and other financing sources are recorded when received in cash (budget basis) as opposed to when susceptible to accrual (GAAP basis);
- (b) Expenditures and other financing uses are recorded when paid in cash (budget basis) as opposed to when the liability is incurred (GAAP basis);
- (c) In order to determine compliance with Ohio law, and to reserve that portion of the applicable appropriation, total outstanding encumbrances (budget basis) are recorded as the equivalent of an expenditure, as opposed to assigned or committed fund balance for that portion of outstanding encumbrances not already recognized as an account payable (GAAP basis); and
- (d) Some funds are included in the general fund (GAAP basis), but have separate legally adopted budgets (budget basis).

The adjustments necessary to convert the results of operations for the year on the budget basis to the GAAP basis is as follows:

**Net Change in Fund Balance**

	<u>General fund</u>
Budget basis	\$ 1,474,274
Net adjustment for revenue accruals	(276,218)
Net adjustment for expenditure accruals	(273,142)
Funds budgeted elsewhere	10,986
Adjustments for encumbrances	<u>(1,657)</u>
GAAP Basis	<u>\$ 934,243</u>

As part of Governmental Accounting Standards Board Statement No. 54, "Fund Balance Reporting", certain funds that are legally budgeted in separate special revenue funds are considered part of the general fund. This includes the uniform school supplies fund and the public school fund.

**ONTARIO LOCAL SCHOOL DISTRICT  
RICHLAND COUNTY, OHIO**

NOTES TO THE REQUIRED SUPPLEMENTARY INFORMATION  
FOR THE FISCAL YEAR ENDED JUNE 30, 2024

**NOTE 2 - PENSIONS & OTHER POSTEMPLOYMENT BENEFITS (OPEB)**

**PENSION**

*SCHOOL EMPLOYEES RETIREMENT SYSTEM (SERS) OF OHIO*

*Change in benefit terms:*

- There were no changes in benefit terms from the amounts reported for fiscal year 2015.
- There were no changes in benefit terms from the amounts reported for fiscal year 2016.
- There were no changes in benefit terms from the amounts reported for fiscal year 2017.
- For fiscal year 2018, SERS changed from a fixed 3% annual increase to a Cost of Living Adjustment (COLA) based on the changes in the Consumer Price Index (CPI-W), with a cap of 2.5% and a floor of 0%.
- For fiscal year 2019, with the authority granted the Board under Senate Bill 8, the Board has enacted a three year COLA delay for future benefit recipients commencing benefits on or after April 1, 2018.
- There were no changes in benefit terms from the amounts previously reported for fiscal year 2020.
- There were no changes in benefit terms from the amounts previously reported for fiscal year 2021.
- For fiscal year 2022, SERS changed from a Cost of Living Adjustment (COLA) of 2.5% to 2.0%.
- There were no changes in benefit terms from the amounts reported for fiscal year 2023.
- There were no changes in benefit terms from the amounts reported for fiscal year 2024.

*Change in assumptions:*

- There were no changes in methods and assumptions used in the calculation of actuarial determined contributions for fiscal year 2015.
- There were no changes in methods and assumptions used in the calculation of actuarial determined contributions for fiscal year 2016.
- For fiscal year 2017, the following changes of assumptions affected the total pension liability since the prior measurement date: (a) the assumed rate of inflation was reduced from 3.25% to 3.00%, (b) payroll growth assumption was reduced from 4.00% to 3.50%, (c) assumed real wage growth was reduced from 0.75% to 0.50%, (d) rates of withdrawal, retirement and disability were updated to reflect recent experience, (e) mortality among active members was updated to RP-2014 Blue Collar Mortality Table with fully generational projection and a five year age set-back for both males and females, (f) mortality among service retired members and beneficiaries was updated to the following RP-2014 Blue Collar Mortality Table with fully generational projection with Scale BB, 120% of male rates and 110% of female rates, (g) mortality among disabled members was updated to RP-2000 Disabled Mortality Table, 90% for male rates and 100% for female rates, set back five years is used for the period after disability retirement and (h) the discount rate was reduced from 7.75% to 7.50%.
- There were no changes in methods and assumptions used in the calculation of actuarial determined contributions for fiscal year 2018.
- There were no changes in methods and assumptions used in the calculation of actuarial determined contributions for fiscal year 2019.
- There were no changes in methods and assumptions used in the calculation of actuarial determined contributions for fiscal year 2020.
- There were no changes in methods and assumptions used in the calculation of actuarial determined contributions for fiscal year 2021.
- For fiscal year 2022, the following changes of assumptions affected the total pension liability since the prior measurement date: (a) wage inflation decreased from 3.00% to 2.40%, (b) future salary increases changed from 3.50%-18.20% to 3.25%-13.58%, (c) investment rate of return decreased from 7.50% to 7.00%, (d) discount rate decreased from 7.50% to 7.00% and (e) mortality tables changed from the RP-2014 Blue Collar mortality table to the PUB-2010 General Employee Amount Weighted Below Median Healthy Retiree mortality table.

**ONTARIO LOCAL SCHOOL DISTRICT  
RICHLAND COUNTY, OHIO**

NOTES TO THE REQUIRED SUPPLEMENTARY INFORMATION  
FOR THE FISCAL YEAR ENDED JUNE 30, 2024

**NOTE 2 - PENSIONS & OTHER POSTEMPLOYMENT BENEFITS (OPEB) - (Continued)**

- There were no changes in methods and assumptions used in the calculation of actuarial determined contributions for fiscal year 2023.
- There were no changes in methods and assumptions used in the calculation of actuarial determined contributions for fiscal year 2024.

*STATE TEACHERS RETIREMENT SYSTEM (STRS) OF OHIO*

*Change in benefit terms:*

- There were no changes in benefit terms from the amounts reported for fiscal year 2015.
- There were no changes in benefit terms from the amounts reported for fiscal year 2016.
- There were no changes in benefit terms from the amounts reported for fiscal year 2017.
- For fiscal year 2018, STRS decreased the Cost of Living Adjustment (COLA) to zero.
- There were no changes in benefit terms from amounts previously reported for fiscal year 2019.
- There were no changes in benefit terms from amounts previously reported for fiscal year 2020.
- There were no changes in benefit terms from amounts previously reported for fiscal year 2021.
- There were no changes in benefit terms from amounts previously reported for fiscal year 2022.
- There were no changes in benefit terms from amounts previously reported for fiscal year 2023.
- There were no changes in benefit terms from amounts previously reported for fiscal year 2024.

*Changes in assumptions:*

- There were no changes in methods and assumptions used in the calculation of actuarial determined contributions for fiscal year 2015.
- There were no changes in methods and assumptions used in the calculation of actuarial determined contributions for fiscal year 2016.
- There were no changes in methods and assumptions used in the calculation of actuarial determined contributions for fiscal year 2017.
- For fiscal year 2018, the following changes of assumption affected the total pension liability since the prior measurement date: (a) the long-term expected rate of return was reduced from 7.75% to 7.45%, (b) the inflation assumption was lowered from 2.75% to 2.50%, (c) the payroll growth assumption was lowered to 3.00%, (d) total salary increases rate was lowered by decreasing the merit component of the individual salary increases, in addition to a decrease of 0.25% due to lower inflation, (e) the healthy and disabled mortality assumptions were updated to the RP-2014 mortality tables with generational improvement scale MP-2016 and (f) rates of retirement, termination and disability were modified to better reflect anticipated future experience.
- There were no changes in methods and assumptions used in the calculation of actuarial determined contributions for fiscal year 2019.
- There were no changes in methods and assumptions used in the calculation of actuarial determined contributions for fiscal year 2020.
- There were no changes in methods and assumptions used in the calculation of actuarial determined contributions for fiscal year 2021.
- For fiscal year 2022, the following changes of assumption affected the total pension liability since the prior measurement date: (a) the long-term expected rate of return was reduced from 7.45% to 7.00% and (b) the discount rate of return was reduced from 7.45% to 7.00%.
- For fiscal year 2023, the following changes of assumption affected the total pension liability since the prior measurement date: the projected salary increases went from 12.50% at age 20 to 2.50% at age 65 to varies by service from 2.50% to 8.50%.
- There were no changes in methods and assumptions used in the calculation of actuarial determined contributions for fiscal year 2024.

**ONTARIO LOCAL SCHOOL DISTRICT  
RICHLAND COUNTY, OHIO**

NOTES TO THE REQUIRED SUPPLEMENTARY INFORMATION  
FOR THE FISCAL YEAR ENDED JUNE 30, 2024

**NOTE 2 - PENSIONS & OTHER POSTEMPLOYMENT BENEFITS (OPEB) - (Continued)**

**OTHER POSTEMPLOYMENT BENEFITS (OPEB)**

*SCHOOL EMPLOYEES RETIREMENT SYSTEM (SERS) OF OHIO*

*Change in benefit terms:*

- There were no changes in benefit terms from the amounts reported for fiscal year 2017.
- There were no changes in benefit terms from the amounts reported for fiscal year 2018.
- There were no changes in benefit terms from the amounts reported for fiscal year 2019.
- There were no changes in benefit terms from the amounts reported for fiscal year 2020.
- There were no changes in benefit terms from the amounts reported for fiscal year 2021.
- There were no changes in benefit terms from the amounts reported for fiscal year 2022.
- There were no changes in benefit terms from the amounts reported for fiscal year 2023.
- There were no changes in benefit terms from the amounts reported for fiscal year 2024.

*Change in assumptions:*

- There were no changes in methods and assumptions used in the calculation of actuarial determined contributions for fiscal year 2017.
- For fiscal year 2018, the following changes of assumptions affected the total OPEB liability since the prior measurement date: (a) assumed rate of inflation was reduced from 3.25% to 3.00%, (b) payroll growth assumption was reduced from 4.00% to 3.50%, (c) assumed real wage growth was reduced from 0.75% to 0.50%, (d) rates of withdrawal, retirement, and disability were updated to reflect recent experience, (e) mortality among active members was updated to the following: RP-2014 Blue Collar Mortality Table with fully generational projection and a five-year age set-back for both males and females, (f) mortality among service retired members and beneficiaries was updated to the following: RP-2014 Blue Collar Mortality Table with fully generational projection with Scale BB, 120% of male rates, and 110% of female rates, (g) mortality among disabled members was updated to the following: RP-2000 Disabled Mortality Table, 90% for male rates and 100% for female rates, set back five years is used for the period after disability retirement, (h) the municipal bond index rate increased from 2.92% to 3.56% and (i) the single equivalent interest rate, net of plan investment expense, including price inflation increased from 2.98% to 3.63%.
- For fiscal year 2019, the following changes of assumptions affected the total OPEB liability since the prior measurement date: (a) the discount rate increased from 3.63% to 3.70%, (b) the health care cost trend rates for Medicare were changed from a range of 5.50%-5.00% to a range of 5.375%-4.75% and Pre-Medicare were changed from a range of 7.50%-5.00% to a range of 7.25%-4.75%, (c) the municipal bond index rate increased from 3.56% to 3.62% and (d) the single equivalent interest rate, net of plan investment expense, including price inflation increased from 3.63% to 3.70%.
- For fiscal year 2020, the following changes of assumptions affected the total OPEB liability since the prior measurement date: (a) the discount rate decreased from 3.70% to 3.22%, (b) the health care cost trend rates for Medicare were changed from a range of 5.375%-4.75% to a range of 5.25%-4.75% and Pre-Medicare were changed from a range of 7.25%-4.75% to a range of 7.00%-4.75%, (c) the municipal bond index rate decreased from 3.62% to 3.13% and (d) the single equivalent interest rate, net of plan investment expense, including price inflation decreased from 3.70% to 3.22%.
- For fiscal year 2021, the following changes of assumptions affected the total OPEB liability since the prior measurement date: (a) the discount rate decreased from 3.22% to 2.63% and (b) the municipal bond index rate decreased from 3.13% to 2.45%, and (c) the single equivalent interest rate, net of plan investment expense, including price inflation decreased from 3.22% to 2.63%.



**ONTARIO LOCAL SCHOOL DISTRICT  
RICHLAND COUNTY, OHIO**

NOTES TO THE REQUIRED SUPPLEMENTARY INFORMATION  
FOR THE FISCAL YEAR ENDED JUNE 30, 2024

**NOTE 2 - PENSIONS & OTHER POSTEMPLOYMENT BENEFITS (OPEB) - (Continued)**

- For fiscal year 2022, the following changes of assumptions affected the total OPEB liability since the prior measurement date: (a) wage inflation decreased from 3.00% to 2.40%, (b) future salary increases changed from 3.50%-18.20% to 3.25%-13.58%, (c) investment rate of return decreased from 7.50% to 7.00%, (d) discount rate decreased from 7.50% to 7.00% and (e) mortality tables changed from the RP-2014 Blue Collar mortality table to the PUB-2010 General Employee Amount Weighted Below Median Healthy Retiree mortality table.
- For fiscal year 2023, the following changes of assumptions affected the total OPEB liability since the prior measurement date: (a) municipal bond index rate went from 1.92% to 3.69%, (b) single equivalent interest rate when from 2.27% to 4.08% and (c) medical trend assumptions went from 5.125% to 4.40% Medicare and 6.75% to 4.40% Pre-Medicare to 7.00% to 4.40%.
- For fiscal year 2024, the following changes of assumptions affect the total OPEB liability since the prior measurement date: (a) municipal bond index rate went from 3.69% to 3.86%, (b) single equivalent interest rate when from 4.08% to 4.27% and (c) medical trend assumptions went from 7.00% to 4.40% to 6.75% to 4.40%.

STATE TEACHERS RETIREMENT SYSTEM (STRS) OF OHIO

*Change in benefit terms:*

- There were no changes in benefit terms from the amounts previously reported for fiscal year 2017.
- For fiscal year 2018, STRS reduced the subsidy multiplier for non-Medicare benefit recipients from 2.1% to 1.9% per year of service. Medicare Part B premium reimbursements were discontinued for certain survivors and beneficiaries and all remaining Medicare Part B premium reimbursements will be discontinued beginning January 2019.
- For fiscal year 2019, STRS increased the subsidy multiplier for non-Medicare benefit recipients from 1.9% to 1.944% per year of service effective January 1, 2019. The non-Medicare frozen subsidy base premium was increased January 1, 2019 and all remaining Medicare Part B premium reimbursements will be discontinued beginning January 1, 2020.
- For fiscal year 2020, STRS increased the subsidy percentage from 1.944% to 1.984% effective January 1, 2020. The Medicare subsidy percentages were adjusted effective January 1, 2021 to 2.1% for the Medicare plan. The Medicare Part B monthly reimbursement elimination date was postponed to January 1, 2021.
- For fiscal year 2021, the non-Medicare subsidy percentage was increased effective January 1, 2021 from 1.984% to 2.055% per year of service. The non-Medicare frozen subsidy base premium was increased effective January 1, 2021. The Medicare subsidy percentages were adjusted effective January 1, 2021 to 2.1% for the AMA Medicare plan. The Medicare Part B monthly reimbursement elimination date was postponed indefinitely.
- For fiscal year 2022, the non-Medicare subsidy percentage was increased effective January 1, 2022 from 2.055% to 2.100%. The non-Medicare frozen subsidy base premium was increased effective January 1, 2022. The Medicare Part D subsidy was updated to reflect it is expected to be negative in CY2022. The Part B monthly reimbursement elimination date was postponed indefinitely.
- There were no changes in benefit terms from the amounts previously reported for fiscal year 2023.
- There were no changes in benefit terms from the amounts previously reported for fiscal year 2024.

**ONTARIO LOCAL SCHOOL DISTRICT  
RICHLAND COUNTY, OHIO**

NOTES TO THE REQUIRED SUPPLEMENTARY INFORMATION  
FOR THE FISCAL YEAR ENDED JUNE 30, 2024

**NOTE 2 - PENSIONS & OTHER POSTEMPLOYMENT BENEFITS (OPEB) - (Continued)**

*Change in assumptions:*

- There were no changes in methods and assumptions used in the calculation of actuarial determined contributions for fiscal year 2017.
- For fiscal year 2018, the following changes of assumptions affected the total OPEB liability since the prior measurement date: (a) the discount rate was increased from 3.26% to 4.13% based on the methodology defined under GASB Statement No. 74, Financial Reporting for Postemployment Benefit Plans Other Than Pension Plans (OPEB), (b) the long term expected rate of return was reduced from 7.75% to 7.45%, (c) valuation year per capita health care costs were updated, and the salary scale was modified, (d) the percentage of future retirees electing each option was updated based on current data and the percentage of future disabled retirees and terminated vested participants electing health coverage were decreased and (e) the assumed mortality, disability, retirement, withdrawal and future health care cost trend rates were modified along with the portion of rebated prescription drug costs.
- For fiscal year 2019, the following changes of assumptions affected the total OPEB liability/asset since the prior measurement date: (a) the discount rate was increased from the blended rate of 4.13% to the long-term expected rate of return of 7.45% based on the methodology defined under GASB Statement No. 74, Financial Reporting for Postemployment Benefit Plans Other Than Pension Plans (OPEB) and (b) decrease in health care cost trend rates from 6.00%-11.00% initial; 4.50% ultimate down to Medical Pre-Medicare 6.00% and Medicare 5.00% initial; 4.00% ultimate and Prescription Drug Pre-Medicare 8.00% and Medicare (5.23%) initial; 4.00% ultimate.
- For fiscal year 2020, health care cost trend rates were changed to the following: medical pre-Medicare from 6.00% initial - 4.00% ultimate down to 5.87% initial - 4.00% ultimate; medical Medicare from 5.00% initial - 4.00% ultimate down to 4.93% initial - 4.00% ultimate; prescription drug pre-Medicare from 8.00% initial - 4.00% ultimate down to 7.73% initial - 4.00% ultimate and (5.23%) initial - 4.00% ultimate up to 9.62% initial - 4.00% ultimate.
- For fiscal year 2021, health care cost trend rates were changed to the following: medical pre-Medicare from 5.87% initial - 4.00% ultimate down to 5.00% initial - 4.00% ultimate; medical Medicare from 4.93% initial - 4.00% ultimate down to -6.69% initial - 4.00% ultimate; prescription drug pre-Medicare from 7.73% initial - 4.00% ultimate down to 6.50% initial - 4.00% ultimate; prescription drug Medicare from 9.62% initial - 4.00% ultimate up to 11.87% initial - 4.00% ultimate.
- For fiscal year 2022, the following changes of assumption affected the total OPEB liability since the prior measurement date: (a) the long-term expected rate of return was reduced from 7.45% to 7.00%, (b) the discount rate of return was reduced from 7.45% to 7.00% and (c) health care cost trend rates were changed to the following: medical Medicare from -6.69% initial - 4.00% ultimate down to -16.18% initial - 4.00% ultimate; prescription drug Medicare from 11.87% initial - 4.00% ultimate up to 29.98% initial - 4.00% ultimate.
- For fiscal year 2023, the following changes of assumption affected the total OPEB liability since the prior measurement date: (a) projected salary increase went from 12.50% at age 20 to 2.50% at age 65 to varies by services from 2.50% to 8.50% and (b) health care cost trend rates were changed to the following: Pre-Medicare from 5.00% initial - 4.00% ultimate to 7.50% initial - 3.94% ultimate; medical Medicare from -16.18% initial - 4.00% ultimate to -68.78% initial - 3.94% ultimate; prescription drug Pre-Medicare from 6.50% initial - 4.00% ultimate to 9.00% initial - 3.94% ultimate; Medicare from 29.98% initial - 4.00% ultimate to -5.47% initial - 3.94% ultimate.
- For fiscal year 2024, the following changes of assumption affected the total OPEB liability since the prior measurement date: (a) health care cost trend rates were changed to the following: Pre-Medicare from 7.50% initial - 3.94% ultimate to 7.50% initial - 4.14% ultimate; medical Medicare from -68.78% initial - 3.94% ultimate to -10.94% initial - 4.14% ultimate; prescription drug Pre-Medicare from 9.00% initial - 3.94% ultimate to -11.95% initial - 4.14% ultimate; Medicare from -5.47% initial - 3.94% ultimate to 1.33% initial - 4.14% ultimate.

ONTARIO LOCAL SCHOOL DISTRICT  
RICHLAND COUNTY

SCHEDULE OF EXPENDITURES OF FEDERAL AWARDS  
FOR THE YEAR ENDED JUNE 30, 2024

FEDERAL GRANTOR <i>Passed Through Grantor</i> Program / Cluster Title	Federal AL Number	Total Federal Expenditures
<b><u>U.S. DEPARTMENT OF AGRICULTURE</u></b>		
<b><i>Passed through the Ohio Department of Education and Workforce</i></b>		
Child Nutrition Cluster:		
Cash Assistance		
School Breakfast Program	10.553	\$ 99,064
National School Lunch Program		
National School Lunch Program	10.555	312,980
COVID-19 National School Lunch Program	10.555	<u>50,088</u>
Total National School Lunch Program		363,068
Special Milk Program for Children	10.556	2,123
Total Cash Assistance		<u>464,255</u>
Non-Cash Assistance		
National School Lunch Program	10.555	<u>48,450</u>
Total Child Nutrition Cluster		<u>512,705</u>
<b>Total U.S. Department of Agriculture</b>		<b><u>512,705</u></b>
<b><u>U.S. DEPARTMENT OF TREASURY</u></b>		
<b><i>Passed through the Ohio Office of Budget and Management</i></b>		
COVID-19 State and Local Fiscal Recovery Funds	21.027	<u>116,976</u>
<b>Total U.S. Department of Treasury</b>		<b><u>116,976</u></b>
<b><u>U.S. DEPARTMENT OF EDUCATION</u></b>		
<b><i>Passed through the Ohio Department of Education and Workforce</i></b>		
COVID-19 Education Stabilization Fund (ARP ESSER)	84.425U	76,412
Title I Grants to Local Educational Agencies	84.010A	215,929
Special Education Cluster:		
Special Education Grants to States	84.027A	409,849
Special Education Preschool Grants	84.173A	<u>10,096</u>
Total Special Education Cluster		419,945
Supporting Effective Instruction State Grants	84.367A	45,911
Student Support and Academic Enrichment Program	84.424A	15,483
Student Support and Academic Enrichment Program - Stronger Connection Grant	84.424F	<u>5,124</u>
Total Student Support and Academic Enrichment Program		20,607
<b><i>Partnership Member On-Behalf Grants (Proportionate Member Share)</i></b>		
<b><i>Partnership Lead - North Central Ohio Educational Service Center</i></b>		
English Language Acquisition State Grants	84.365	<u>3,590</u>
<b>Total U.S. Department of Education</b>		<b><u>782,394</u></b>
<b>TOTAL EXPENDITURES OF FEDERAL AWARDS</b>		<b><u>\$ 1,412,075</u></b>

The accompanying notes are an integral part of this schedule.

**ONTARIO LOCAL SCHOOL DISTRICT  
RICHLAND COUNTY**

**NOTES TO THE SCHEDULE OF EXPENDITURES OF FEDERAL AWARDS  
2 CFR 200.510(b)(6)  
FOR THE YEAR ENDED JUNE 30, 2024**

**NOTE A – BASIS OF PRESENTATION**

The accompanying Schedule of Expenditures of Federal Awards (the Schedule) includes the federal award activity of Ontario Local School District, Richland County, Ohio, (the District) under programs of the federal government for the year ended June 30, 2024. The information on this Schedule is prepared in accordance with the requirements of Title 2 U.S. *Code of Federal Regulations* Part 200, *Uniform Administrative Requirements, Cost Principles, and Audit Requirements for Federal Awards* (Uniform Guidance). Because the Schedule presents only a selected portion of the operations of the District, it is not intended to and does not present the financial position, changes in net position, or cash flows of the District.

**NOTE B – SUMMARY OF SIGNIFICANT ACCOUNTING POLICIES**

Expenditures reported on the Schedule are reported on the cash basis of accounting. Such expenditures are recognized following the cost principles contained in Uniform Guidance wherein certain types of expenditures may or may not be allowable or may be limited as to reimbursement.

**NOTE C – INDIRECT COST RATE**

The District has elected not to use the 10-percent de minimis indirect cost rate as allowed under the Uniform Guidance.

**NOTE D – CHILD NUTRITION CLUSTER**

The District commingles cash receipts from the U.S. Department of Agriculture with similar State grants. When reporting expenditures on this Schedule, the District assumes it expends federal monies first.

**NOTE E – FOOD DONATION PROGRAM**

The District reports commodities consumed on the Schedule at the entitlement value. The District allocated donated food commodities to the respective program that benefitted from the use of those donated food commodities.

# OHIO AUDITOR OF STATE KEITH FABER



65 East State Street  
Columbus, Ohio 43215  
ContactUs@ohioauditor.gov  
800-282-0370

## INDEPENDENT AUDITOR'S REPORT ON INTERNAL CONTROL OVER FINANCIAL REPORTING AND ON COMPLIANCE AND OTHER MATTERS REQUIRED BY GOVERNMENT AUDITING STANDARDS

Ontario Local School District  
Richland County  
457 Shelby-Ontario Road  
Ontario, Ohio 44906

To the Board of Education:

We have audited, in accordance with the auditing standards generally accepted in the United States of America and the standards applicable to the financial audits contained in *Government Auditing Standards* issued by the Comptroller General of the United States (*Government Auditing Standards*), the financial statements of the governmental activities, the business-type activities, the major fund, and the aggregate remaining fund information of the Ontario Local School District, Richland County, Ohio, (the District) as of and for the year ended June 30, 2024, and the related notes to the financial statements, which collectively comprise the District's basic financial statements and have issued our report thereon dated February 20, 2025.

### ***Report on Internal Control Over Financial Reporting***

In planning and performing our audit of the financial statements, we considered the District's internal control over financial reporting (internal control) as a basis for designing audit procedures that are appropriate in the circumstances for the purpose of expressing our opinions on the financial statements, but not for the purpose of expressing an opinion on the effectiveness of the District's internal control. Accordingly, we do not express an opinion on the effectiveness of the District's internal control.

A *deficiency in internal control* exists when the design or operation of a control does not allow management or employees, in the normal course of performing their assigned functions, to prevent, or detect and correct misstatements on a timely basis. A *material weakness* is a deficiency, or a combination of deficiencies, in internal control, such that there is a reasonable possibility that a material misstatement of the District's financial statements will not be prevented, or detected and corrected, on a timely basis. A *significant deficiency* is a deficiency, or a combination of deficiencies, in internal control that is less severe than a material weakness, yet important enough to merit attention by those charged with governance.

Our consideration of internal control was for the limited purpose described in the first paragraph of this section and was not designed to identify all deficiencies in internal control that might be material weaknesses or significant deficiencies. Given these limitations, during our audit we did not identify any deficiencies in internal control that we consider to be material weaknesses. However, material weaknesses or significant deficiencies may exist that were not identified.

***Report on Compliance and Other Matters***

As part of obtaining reasonable assurance about whether the District's financial statements are free from material misstatement, we performed tests of its compliance with certain provisions of laws, regulations, contracts, and grant agreements, noncompliance with which could have a direct and material effect on the financial statements. However, providing an opinion on compliance with those provisions was not an objective of our audit and accordingly, we do not express such an opinion. The results of our tests disclosed no instances of noncompliance or other matters that are required to be reported under *Government Auditing Standards*.

***Purpose of This Report***

The purpose of this report is solely to describe the scope of our testing of internal control and compliance and the results of that testing, and not to provide an opinion on the effectiveness of the District's internal control or on compliance. This report is an integral part of an audit performed in accordance with *Government Auditing Standards* in considering the District's internal control and compliance. Accordingly, this communication is not suitable for any other purpose.



Keith Faber  
Auditor of State  
Columbus, Ohio

February 20, 2025

# OHIO AUDITOR OF STATE KEITH FABER



65 East State Street  
Columbus, Ohio 43215  
ContactUs@ohioauditor.gov  
800-282-0370

## INDEPENDENT AUDITOR'S REPORT ON COMPLIANCE WITH REQUIREMENTS APPLICABLE TO EACH MAJOR FEDERAL PROGRAM AND ON INTERNAL CONTROL OVER COMPLIANCE REQUIRED BY THE UNIFORM GUIDANCE

Ontario Local School District  
Richland County  
457 Shelby-Ontario Road  
Ontario, Ohio 44906

To the Board of Education:

### **Report on Compliance for Each Major Federal Program**

#### ***Opinion on Each Major Federal Program***

We have audited Ontario Local School District's, Richland County, Ohio, (the District) compliance with the types of compliance requirements identified as subject to audit in the U.S. Office of Management and Budget (OMB) *Compliance Supplement* that could have a direct and material effect on each of Ontario Local School District's major federal programs for the year ended June 30, 2024. Ontario Local School District's major federal programs are identified in the *Summary of Auditor's Results* section of the accompanying schedule of findings.

In our opinion, Ontario Local School District complied, in all material respects, with the compliance requirements referred to above that could have a direct and material effect on each of its major federal programs for the year ended June 30, 2024.

#### ***Basis for Opinion on Each Major Federal Program***

We conducted our audit of compliance in accordance with auditing standards generally accepted in the United States of America (GAAS); the standards applicable to financial audits contained in *Government Auditing Standards* issued by the Comptroller General of the United States (*Government Auditing Standards*); and the audit requirements of Title 2 U.S. *Code of Federal Regulations* Part 200, *Uniform Administrative Requirements, Cost Principles, and Audit Requirements for Federal Awards* (Uniform Guidance). Our responsibilities under those standards and the Uniform Guidance are further described in the *Auditor's Responsibilities for the Audit of Compliance* section of our report.

We are required to be independent of the District and to meet our other ethical responsibilities, in accordance with relevant ethical requirements relating to our audit. We believe that the audit evidence we have obtained is sufficient and appropriate to provide a basis for our opinion on compliance for each major federal program. Our audit does not provide a legal determination of the District's compliance with the compliance requirements referred to above.

### ***Responsibilities of Management for Compliance***

The District's Management is responsible for compliance with the requirements referred to above and for the design, implementation, and maintenance of effective internal control over compliance with the requirements of laws, statutes, regulations, rules, and provisions of contracts or grant agreements applicable to the District's federal programs.

### ***Auditor's Responsibilities for the Audit of Compliance***

Our objectives are to obtain reasonable assurance about whether material noncompliance with the compliance requirements referred to above occurred, whether due to fraud or error, and express an opinion on the District's compliance based on our audit. Reasonable assurance is a high level of assurance but is not absolute assurance and therefore is not a guarantee that an audit conducted in accordance with GAAS, *Government Auditing Standards*, and the Uniform Guidance will always detect material noncompliance when it exists. The risk of not detecting material noncompliance resulting from fraud is higher than for that resulting from error, as fraud may involve collusion, forgery, intentional omissions, misrepresentations, or the override of internal control. Noncompliance with the compliance requirements referred to above is considered material, if there is a substantial likelihood that, individually or in the aggregate, it would influence the judgment made by a reasonable user of the report on compliance about the District's compliance with the requirements of each major federal program as a whole.

In performing an audit in accordance with GAAS, *Government Auditing Standards*, and the Uniform Guidance, we:

- exercise professional judgment and maintain professional skepticism throughout the audit.
- identify and assess the risks of material noncompliance, whether due to fraud or error, and design and perform audit procedures responsive to those risks. Such procedures include examining, on a test basis, evidence regarding the District's compliance with the compliance requirements referred to above and performing such other procedures as we considered necessary in the circumstances.
- obtain an understanding of the District's internal control over compliance relevant to the audit in order to design audit procedures that are appropriate in the circumstances and to test and report on internal control over compliance in accordance with the Uniform Guidance, but not for the purpose of expressing an opinion on the effectiveness of the District's internal control over compliance. Accordingly, no such opinion is expressed.

We are required to communicate with those charged with governance regarding, among other matters, the planned scope and timing of the audit and any significant deficiencies and material weaknesses in internal control over compliance that we identified during the audit.

### **Report on Internal Control Over Compliance**

*A deficiency in internal control over compliance* exists when the design or operation of a control over compliance does not allow management or employees, in the normal course of performing their assigned functions, to prevent, or detect and correct, noncompliance with a type of compliance requirement of a federal program on a timely basis. *A material weakness in internal control over compliance* is a deficiency, or combination of deficiencies, in internal control over compliance, such that there is a reasonable possibility that material noncompliance with a type of compliance requirement of a federal program will not be prevented, or detected and corrected, on a timely basis. *A significant deficiency in internal control over compliance* is a deficiency, or a combination of deficiencies, in internal control over compliance with a type of compliance requirement of a federal program that is less severe than a material weakness in internal control over compliance, yet important enough to merit attention by those charged with governance.



Our consideration of internal control over compliance was for the limited purpose described in the *Auditor's Responsibilities for the Audit of Compliance* section above and was not designed to identify all deficiencies in internal control over compliance that might be material weaknesses or significant deficiencies in internal control over compliance. Given these limitations, during our audit we did not identify any deficiencies in internal control over compliance that we consider to be material weaknesses, as defined above. However, material weaknesses or significant deficiencies in internal control over compliance may exist that were not identified.

Our audit was not designed for the purpose of expressing an opinion on the effectiveness of internal control over compliance. Accordingly, no such opinion is expressed.

The purpose of this report on internal control over compliance is solely to describe the scope of our testing of internal control over compliance and the results of this testing based on the requirements of the Uniform Guidance. Accordingly, this report is not suitable for any other purpose.



Keith Faber  
Auditor of State  
Columbus, Ohio

February 20, 2025

**THIS PAGE INTENTIONALLY LEFT BLANK**

**ONTARIO LOCAL SCHOOL DISTRICT  
RICHLAND COUNTY**

**SCHEDULE OF FINDINGS  
2 CFR § 200.515  
JUNE 30, 2024**

**1. SUMMARY OF AUDITOR'S RESULTS**

<b>(d)(1)(i)</b>	<b>Type of Financial Statement Opinion</b>	Unmodified
<b>(d)(1)(ii)</b>	<b>Were there any material weaknesses in internal control reported at the financial statement level (GAGAS)?</b>	No
<b>(d)(1)(ii)</b>	<b>Were there any significant deficiencies in internal control reported at the financial statement level (GAGAS)?</b>	No
<b>(d)(1)(iii)</b>	<b>Was there any reported material noncompliance at the financial statement level (GAGAS)?</b>	No
<b>(d)(1)(iv)</b>	<b>Were there any material weaknesses in internal control reported for major federal programs?</b>	No
<b>(d)(1)(iv)</b>	<b>Were there any significant deficiencies in internal control reported for major federal programs?</b>	No
<b>(d)(1)(v)</b>	<b>Type of Major Programs' Compliance Opinion</b>	Unmodified
<b>(d)(1)(vi)</b>	<b>Are there any reportable findings under 2 CFR § 200.516(a)?</b>	No
<b>(d)(1)(vii)</b>	<b>Major Programs (list):</b>	Special Education Cluster  Title I Grants to Local Educational Agencies
<b>(d)(1)(viii)</b>	<b>Dollar Threshold: Type A/B Programs</b>	Type A: > \$ 750,000 Type B: all others
<b>(d)(1)(ix)</b>	<b>Low Risk Auditee under 2 CFR § 200.520?</b>	No

**2. FINDINGS RELATED TO THE FINANCIAL STATEMENTS  
REQUIRED TO BE REPORTED IN ACCORDANCE WITH GAGAS**

None

**3. FINDINGS AND QUESTIONED COSTS FOR FEDERAL AWARDS**

None

**THIS PAGE INTENTIONALLY LEFT BLANK**

# OHIO AUDITOR OF STATE KEITH FABER



**ONTARIO LOCAL SCHOOL DISTRICT**

**RICHLAND COUNTY**

**AUDITOR OF STATE OF OHIO CERTIFICATION**

This is a true and correct copy of the report, which is required to be filed pursuant to Section 117.26, Revised Code, and which is filed in the Office of the Ohio Auditor of State in Columbus, Ohio.



**Certified for Release 3/11/2025**

65 East State Street, Columbus, Ohio 43215  
Phone: 614-466-4514 or 800-282-0370

This report is a matter of public record and is available online at  
[www.ohioauditor.gov](http://www.ohioauditor.gov)